

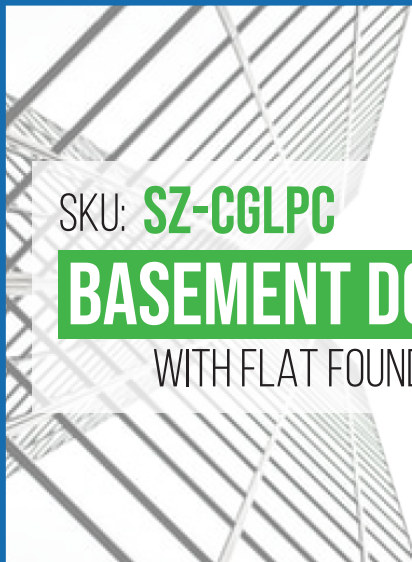
SUBMITTAL/TECHNICAL DATA SHEET



SPECIFICATIONS


BILCO Classic Series steel basement doors are now offered with a factory-applied polyester powder coat finish. The polyester resin provides a durable, weather-resistant coating. Cured at higher temperatures than most wet coatings, the result is a tougher and chip-resistant coating, providing both a decorative and protective finish.

Available in two basic styles: steel sided doors for areaways with a flat foundation (shown here) and doors for sloped masonry sidewalls. Performing the measurement procedure and choosing the correct door is easy, simply follow the steps shown in Dimensions and Appearance section.



SKU: **SZ-CGLPC**

BASEMENT DOOR
WITH FLAT FOUNDATION



COLOR CHOICE: White Sandstone Gray
 Brick Green Black

DIMENSIONS AND APPEARANCE

>> CLICK TO VIEW ADDITIONAL DETAILS AND PRICING <<

Selecting The Correct Size Basement Door:

Step 1.

1. Discard the old door and measure (in inches) the dimensions of the existing areaway foundation.
2. Measure dimension W1, the inside width, and dimension W2, the outside width of the areaway foundation.
3. Measure dimension L1, the inside length, and dimension L2, the outside length of the areaway foundation.
4. Measure dimension H1, the height from the top of the areaway foundation to the top of the opening in the house foundation.

Step 2.

Record the dimensions in the spaces provided and calculate as shown at right.

Width	Length	Height
W1 = _____ W2 = _____	L1 = _____ L2 = _____	H1 = _____

Step 3.

Select the door that is at least 4" wider than W1 and no wider than W2. Select a door at least 2" longer than L1 but not longer than L2. (the reason for selecting a door wider and longer than your inside opening is to ensure the door frame attaches securely to the foundation). Extensions are available for size c doors to increase length. (see below for more information). The height of the door should be greater than dimension H1.

CALL FOR ASSISTANCE ON CHOOSING THE SIZES.

Model	Width	Length	Length with Extension Panel					Height
			Ext 6"	Ext 12"	Ext 18"	Ext 24"	Ext 30"	
***Size C	*55"	72"	78"	84"	90"	**96"	102"	19-1/2"
Size B	51"	64"	x	x	x	x	x	22"
Size O	47"	58"	x	x	x	x	x	30"
Size SL	51"	43-1/4"	x	x	x	x	x	52"
Ultra Door	56"	73"	79"	85"	***See Note Below			19-1/2"

- * - Foundation plates can be used to reduce the inside width of areaways wider than 55"
- ** - Two or more extensions can be mounted together for areaway lengths greater than 102"
- *** - Ultra Series Doors are available in Size C only, and extensions can be used to increase the lengths of the frame to cover larger openings.

For a complete list of options visit
www.AccessDoorsAndPanels.com

PROJECT DATA

Custom Sizes Available - Fast!

PROJECT NAME :	QTY	W	H	OPTIONS
ARCHITECT :				
DEALER :				
CONTRACTOR :				
LOCATION :	SPECIAL INSTRUCTIONS :			
DATE :				
TAGGING INSTRUCTIONS :	SUBMITTAL APPROVAL : (signature or stamp)			

Scan or Click



To view Pricing and
Additional Product Info.

TELEPHONE:
1-888-457-1275
FAX:
1-888-626-2907




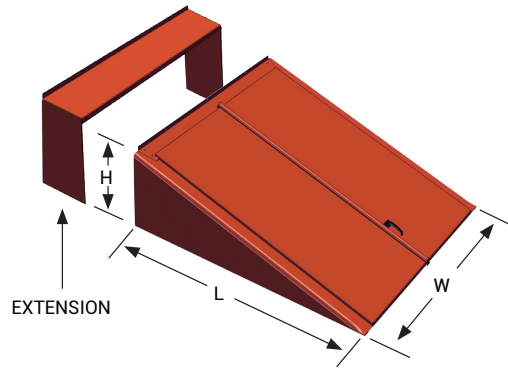
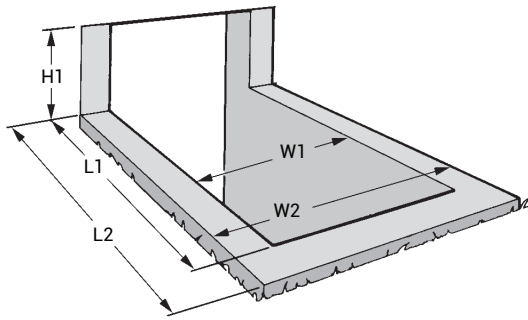
PO BOX 66738 #76520,
SAINT LOUIS, MO
63166-6738
USA




WEBSITE:
www.AccessDoorsAndPanels.com
E-MAIL:
info@AccessDoorsAndPanels.com



SZ-CGLPC BASEMENT DOOR WITH FLAT FOUNDATION



Foundation Plates



Extensions



Stair Stringers



Keyed Lock Kit



Weather Strip Kit

BASEMENT DOOR ACCESSORIES:

Foundation Plates

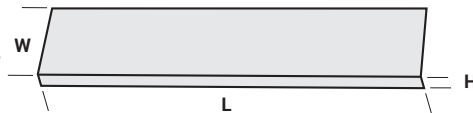
BILCO Foundation Plates are installed on top of areaway foundation sidewalls to:

1. Improve the appearance of old areaway foundations and sloped sidewalls.
2. Cover rough masonry and small holes, and span voids in brick and concrete block.
3. Reduce inside width of areaway rough openings to fit BILCO doors.
4. Support BILCO doors in corner installations.

Extensions:

Classic Series extensions are available for Size C doors in 6", 12", 18", 24" and 30" lengths and two or more can be mounted back to back to increase the door length. Ultra Series extensions are available in 6" and 12" lengths and two extensions can be combined to increase the door length.

Model	Length	Width	Height
FP5	72"	5"	1-3/4"
FP8	72"	8"	1-3/4"
FP11	72"	11"	1-3/4"
FP14	72"	14"	1-3/4"



Stair Stringers:

Constructed of 14-gauge galvanized steel, BILCO stair stringers are an economical way to add a staircase to any existing basement areaway. To determine the stair stringers required, measure the height of grade above the finished basement floor (H) and length (L) of your areaway opening. Select the proper stair stringers from the table to the right.

BASEMENT DOOR	STAIR STRINGER		
	Model	Run + in Areaway	Number of Stair Treads
Size SL	Size SL-SS	34-5/8"	4
Size O	Size O-SS	51-5/8"	6
Size B	Size B-SS	59-3/4"	7
Size C	Size C-SS	68-1/8"	8
Size C	Size E-SS	26-1/4"	3

Multiple stringers can be used together and extensions (SZ-E-SS) are also available for non-standard areaways. Extensions are 25-1/4" in length and add 3 stair treads.

Keyed Lock Kit:

Enjoy the convenience of locking and unlocking your BILCO basement door from the outside. A turn of the key opens the door from the outside and a handy release lever automatically unlocks the door from the inside. The BILCO keyed lock kit is designed for installation in less than 30 minutes.

Weather Strip Kit:

BILCO's weather strip kit is easy to install and includes a series of gaskets specifically designed to seal the intricate shape and areas of a basement door. The kit is supplied with complete installation instructions and the only tools required are tin snips or large scissors. Simply trim the materials as instructed to match your specific door model (possibly even other brands of steel basement doors) and enjoy your well-sealed areaway. This product is not applicable for the Ultra Series.



SUBMITTAL



TELEPHONE:
1-888-457-1275
FAX:
1-888-626-2907



PO BOX 66738 #76520,
SAINT LOUIS, MO
63166-6738
USA



WEBSITE:
www.AccessDoorsAndPanels.com
E-MAIL:
info@AccessDoorsAndPanels.com

SZ-CGLPC

BASEMENT DOOR WITH FLAT FOUNDATION

ORDER FORM

ITEM	MODELS	PRICE
Classic Steel Sided Doors (Primed)	Door Model: <input type="checkbox"/> Size O <input type="checkbox"/> Size B <input type="checkbox"/> Size C <input type="checkbox"/> Size SL	\$
	Extensions: <small>C-Door Only</small> <input type="checkbox"/> 6" QTY___ <input type="checkbox"/> 12" QTY___ <input type="checkbox"/> 18" QTY___ <input type="checkbox"/> 24" QTY___ <input type="checkbox"/> 30" QTY___	\$
	Foundation Plates: <input type="checkbox"/> FP5-5" <input type="checkbox"/> FP5-8" <input type="checkbox"/> FP5-11" <input type="checkbox"/> FP5-14" (All are 72" Long)	\$
Classic Steel Sided Doors (Powder Coat)	Door Model: <input type="checkbox"/> Size B <input type="checkbox"/> Size C	\$
	Door Color: <input type="checkbox"/> White <input type="checkbox"/> Sandstone <input type="checkbox"/> Gray <input type="checkbox"/> Brick <input type="checkbox"/> Green <input type="checkbox"/> Black	\$
	Extensions: <small>C-Door Only</small> <input type="checkbox"/> 6" QTY___ <input type="checkbox"/> 12" QTY___ <input type="checkbox"/> 18" QTY___ <input type="checkbox"/> 24" QTY___ <input type="checkbox"/> 24" QTY___ <small>Select Color From Choices Above</small>	\$
	Foundation Plates: <input type="checkbox"/> FP5-5" <input type="checkbox"/> FP5-8" <input type="checkbox"/> FP5-11" <input type="checkbox"/> FP5-14" (All are 72" Long) <small>Select Color From Choices Above</small>	\$
	Pre-punched For Lock Kit: <input type="checkbox"/> Yes <input type="checkbox"/> No	\$
Ultra Series	Door Model: <input type="checkbox"/> Size C	\$
	Extensions: <input type="checkbox"/> 6" QTY___ <input type="checkbox"/> 12" QTY___	\$
	Foundation Plates: <input type="checkbox"/> FP5-5" <input type="checkbox"/> FP5-8" <input type="checkbox"/> FP5-11" <input type="checkbox"/> FP5-14" (All are 72" Long)	\$
Basement Door Accessories	Stair Stringers: <input type="checkbox"/> Size O <input type="checkbox"/> Size B <input type="checkbox"/> Size C <input type="checkbox"/> Size SL <input type="checkbox"/> Size E Extension	\$
	Keyed Lock Kit: <input type="checkbox"/> Not available for Ultra Series Door	\$
	Weather Strip Kit: <input type="checkbox"/> One size fits all steel doors, not available for Ultra Series	\$
<i>After determining your door requirements, bring form to your local building materials dealer for pricing.</i>		TOTAL