

SUBMITTAL/TECHNICAL DATA SHEET



SPECIFICATIONS

01. Pull up loop
02. Release rod w/ vinyl lift handle
03. Lock up bracket
04. Balancing spring
05. Square tubing
06. Adjustable mounting channel
07. Clamp bracket
08. Stainless steel mounting bolts (3/8-16 x 2")

NOTES:

01. Our LadderUP safety post is furnished completely assembled ready to mount on rear of ladder with clamp brackets on climbing side. Ladder must be structurally sound and securely anchored.

02. On hollow round rung ladders insert solid round bar (same length as rung) into the top two rungs to provide additional strength and prevent crushing of the rung when the LadderUP is fastened.

03. Adjustable mounting fits ladders with rung spacing up to about 14" (355mm) center to center.

04. Clamp bracket may be reversed to accommodate rung sizes of 3/4" (19mm) to 1 1/4" (32mm) with standard 2" (51mm) bolts furnished. Larger rungs will require longer bolts.


ROOF SCUTTLE NOT INCLUDED

For a complete list of options visit
www.AccessDoorsAndPanels.com

QTY	TYPE	MATERIAL	FINISH
<input type="checkbox"/>	LU-1	STEEL	YELLOW POWDER COAT PAINT
<input type="checkbox"/>	LU-2	STEEL	HOT DIPPED GALVANIZED
<input type="checkbox"/>	LU-3	STAINLESS STEEL	TYPE 304 WITH SAND BLAST FINISH
<input type="checkbox"/>	LU-4	ALUMINUM	MILL FINISH

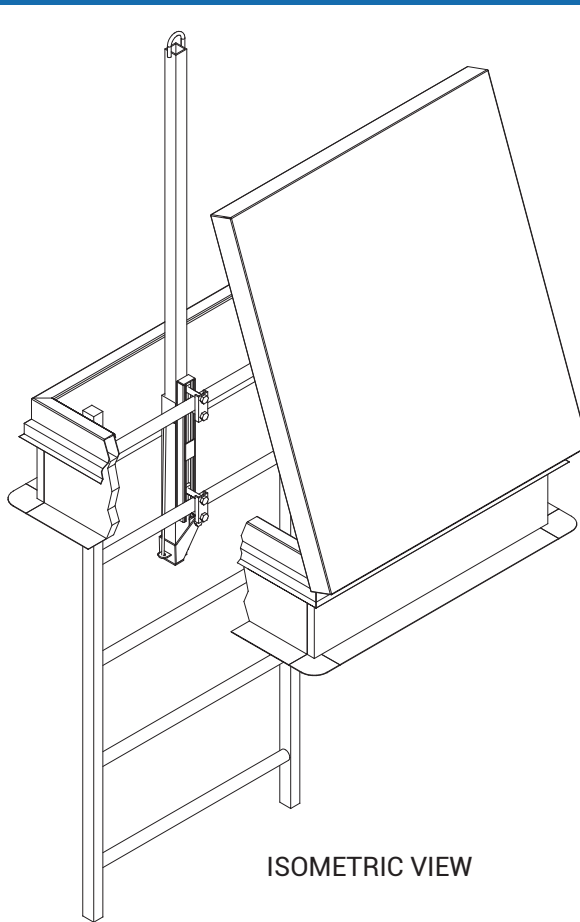
SKU: **LU-4**

LADDER UP SAFETY POST

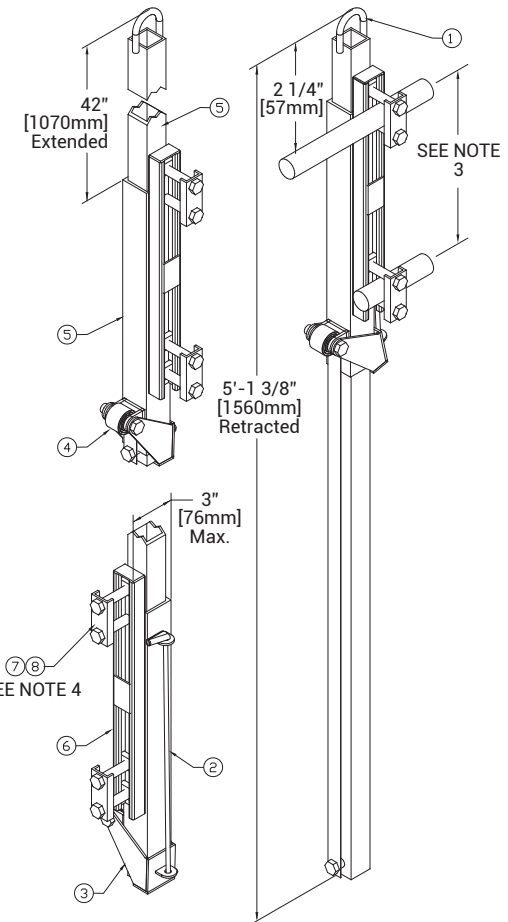


DIMENSIONS AND APPEARANCE

>> CLICK TO VIEW ADDITIONAL DETAILS AND PRICING <<





ISOMETRIC VIEW



PROJECT DATA

Custom Sizes Available - Fast!

Scan  or  Click



To view Pricing and
Additional Product Info.

PROJECT NAME :	QTY	W	H	OPTIONS
ARCHITECT :				
DEALER :				
CONTRACTOR :				
LOCATION :	SPECIAL INSTRUCTIONS :			
DATE :				
TAGGING INSTRUCTIONS :	SUBMITTAL APPROVAL : (signature or stamp)			

TELEPHONE:
1-888-457-1275
FAX:
1-888-626-2907



PO BOX 66738 #76520,
SAINT LOUIS, MO
63166-6738
USA



WEBSITE:
www.AccessDoorsAndPanels.com
E-MAIL:
info@AccessDoorsAndPanels.com