



SUBMITTAL/TECHNICAL DATA SHEET

DESCRIPTIONS

An Attractive Bubble Cabinet in 4 Trim Styles From Fully-Recessed to Surface Mount - Brought to You in 5 Finishes: Steel, Stainless Steel, Aluminum, Brass or Bronze.

SPECIFICATIONS

DOOR AND TRIM CONSTRUCTION: US10 satin bronze, US3 polished brass, #180 clear anodized aluminum, #4 stainless steel or CRS with white powder coat finish. Flush cabinet doors with a 5/8" door stop are attached by a continuous hinge and equipped with zinc-plated handle and roller catch.

BUBBLE: Acrylic bubble allows 180° extinguisher visibility. 2½" projection for 1500 series, 3½" projection for 2500.

TRIM STYLE AND DEPTH: Recessed - ¾" flat trim, Semi-Recessed - 1¼", 1½" Square Edge or 2½", 3", Rolled Edge. All models have 1¾" wide trim on frame and 1¼" trim on doors.

TUB: The tub is constructed of cold rolled steel with white powder-coat finish standard. Fire-resistant material is attached to the exterior of the tub.

FIRE-RATING: Fire-FX2™ cabinets are fabricated in accordance with the UL label for one and two hour combustible and non-combustible wall system building codes. The fire testing has met the requirement of ANSI/UL 1479 (ASTM -E814) and ULC/CAN S115 for membrane and penetration firestops. Installation instructions must be strictly adhered to in order to obtain the fire rating.

For a complete list of options visit
www.AccessDoorsAndPanels.com

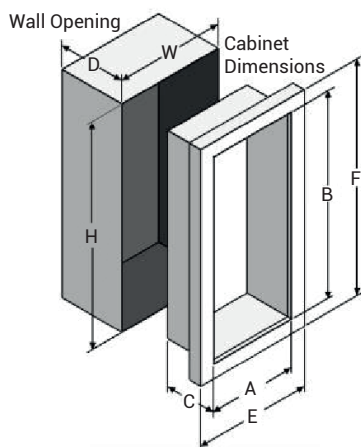
SKU: **G25 FX2**

FIRE EXTINGUISHER CABINETS



DIMENSIONS AND APPEARANCE

>> CLICK TO VIEW ADDITIONAL DETAILS AND PRICING <<



2527G25FX



New Lighter
FX2 Insulation



1555F27FX

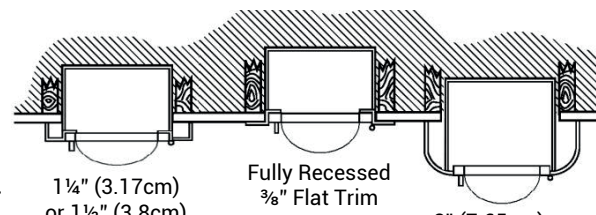


2536F25FX



153526FX

Top View of Cabinet

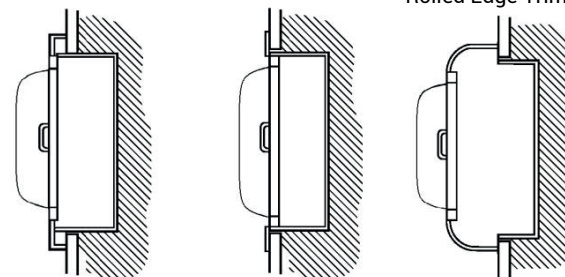


1¼" (3.17cm)
or 1½" (3.8cm)
Return Trim

Fully Recessed
¾" Flat Trim

3" (7.65cm) or
2½" (6.4cm)
Rolled Edge Trim

Side View of Cabinet



For detailed specifications see submittal sheet

PROJECT DATA

Custom Sizes Available - Fast!

PROJECT NAME :	QTY	W	H	OPTIONS
ARCHITECT :				
DEALER :				
CONTRACTOR :				
LOCATION :	SPECIAL INSTRUCTIONS :			
DATE :	SUBMITTAL APPROVAL : (signature or stamp)			
TAGGING INSTRUCTIONS :				

Scan or



To view Pricing and
Additional Product Info.

TELEPHONE:
1-888-457-1275
FAX:
1-888-626-2907

PO BOX 66738 #76520,
SAINT LOUIS, MO
63166-6738
USA



WEBSITE:
www.AccessDoorsAndPanels.com
E-MAIL:
info@AccessDoorsAndPanels.com



SUBMITTAL



TELEPHONE:
1-888-457-1275
FAX:
1-888-626-2907



PO BOX 66738 #76520,
SAINT LOUIS, MO
63166-6738
USA



WEBSITE:
www.AccessDoorsAndPanels.com
E-MAIL:
info@AccessDoorsAndPanels.com

G25 FX2

CLEAR VU - ACRYLIC BUBBLE FIRE EXTINGUISHER CABINET

Door and Material and Series						Tub ID			Frame OD		Wall Opening New Dimension 1/23/15			Accommodates Following Extinguishers Mounted on the Tub
Steel	Aluminum	Stainless Steel	Bronze	Brass	Trim Style	A	B	C	E	F	W	H	D	
1515	1525	1535	1545	1555	Flat trim	10 1/2"	24"	4"	13 7/8"	27 3/8"	12 13/16"	26 5/16"	4 15/16"	Cosmic & Galaxy 2.5-10, Mercury 2.5-5, Sentinel 5
1516	1526	1536	1546	1556	1 1/2" Square	10 1/2"	24"	4"	13 7/8"	27 3/8"	12 13/16"	26 5/16"	3 11/16"	
1517	1527	1537	1547	1557	3" Rolled Edge	10 1/2"	24"	4"	13 7/8"	27 3/8"	12 13/16"	26 5/16"	2 3/16"	
2515	2525	2535	2545	2555	Flat trim	14"	30"	4"	17 3/8"	33 3/8"	16 5/16"	32 5/16"	4 15/16"	Cosmic & Galaxy 2.5-10, Cosmic FE20A, Mercury 2.5-15 (FM11A & FM15A), Sentinel 5, Saturn 15 & 25, Grenadier P
2516	2526	2536	2546	2556	1 1/4" Square	14"	30"	4"	17 3/8"	33 3/8"	16 5/16"	32 5/16"	3 15/16"	
2517	*2527	2537	-	-	2 1/2" Rolled *	14"	30"	4"	17 3/8"	*33 3/8"	16 5/16"	32 5/16"	*2 11/16"	

*Add 5/8" to wall depth for a cabinet with an aluminum frame.

Models indicated in **blue** project 4" or less and meet ADA standards.

SELECT 1 DOOR STYLE F OR G & 1 GLAZING STYLE

- F - Full Acrylic Glazing
- G - Full Acrylic Glazing & Saf-t-Lok™
- 25 - Clear Acrylic Bubble
- 26 - Red Acrylic Bubble for 1500 Models Only
- 27 - Bronze Acrylic Bubble

OPTIONAL FEATURES AT ADDED COST (SELECT ANY)

- Black Vertical FE Letters LDCVBFE
- Red Vertical FE Letters LDCVRFE
- White Vertical FE Letters LDCVWFE
- Futura Embossed "Fire" Handle in-
 - - Mill
 - - White
 - - Red
- Stainless Steel Tub #4 Satin Finish (Stainless Models)
- Custom Stainless Finishes # 6, #7, #8
- Bronze:
 - - US9 Bright Polished,
 - - US10B Oil-rubbed Finishes
- Brass: US4 Satin Brass Finish
- Color Anodized Aluminum Finishes
- Commander Alarm CA
- Optional Color Door/Trim/Tub

FIRE-FX2 CABINER WITH NEW LIGHTWEIGHT INSULATION

