



SUBMITTAL/TECHNICAL DATA SHEET

APPLICATION

The recessed frame of this access panel for walls & ceilings is concealed by application of plaster to the metal flange, and includes a 3/4" deep plastering stop. Door can be painted to match the surrounding surface for an unobtrusive look.

SPECIFICATIONS

FRAME:

FDW: Wallboard Bead (Wall or Ceiling)
16 gauge with 1" drywall bead that can be taped for a smooth appearance.

FDP: Recessed for Application of Plaster (Wall or Ceiling)

16 gauge with plaster flange recessed from face 3/4".

DOOR: 2" thick, insulated 20 gauge steel with continuous hinge.

FINISH: White powder coat.

LOCK: Universal turn ring and key lock (U).

FIRE-RATING:

Wall Installation: 1-1/2 hour UL "B" label in a 2 hour fire barrier. Test # R13067-1

Ceiling Installation: Warnock Hersey listed for ceiling installations with 3 hour non-combustible rating or 1 hour combustiblerating. Report# J97022944-231. Sizes up to 24 x 36.

CSFM: This product has been approved by the California State Fire Marshall (CSFM) pursuant to Section 13144.1 of the California Health and Safety Code. See CSFM Listing No 3330-1223:101 for allowable values and/or conditions for use concerning material presented in this document. It is subject to reexamination, revision and possible cancellation.

For a complete list of options visit
www.AccessDoorsAndPanels.com

SKU: **FDPW**

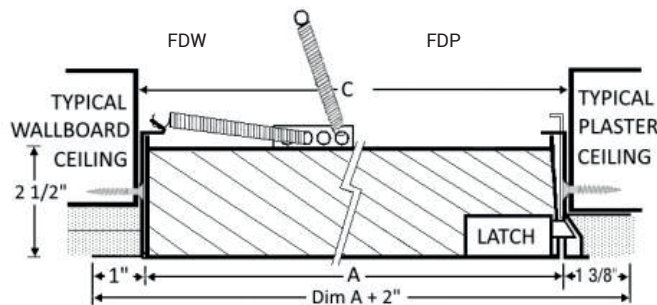
FIRE-RATED CONCEALED FRAME ACCESS PANEL

FOR PLASTER



DIMENSIONS AND APPEARANCE

>> CLICK TO VIEW ADDITIONAL DETAILS AND PRICING <<



1 HOUR COMBUSTIBLE RATING - CEILING
(Similar To Wall Installation - Requires Secondary Spring to Close Door)

Inside of Wall Model



Standard (U)
Universal Ring/Key



Optional Knurled
Knob (U2)



Optional Mortise Lock
(U4)



Intertek

For detailed specifications see submittal sheet

PROJECT DATA

Custom Sizes Available - Fast!

PROJECT NAME :	QTY	W	H	OPTIONS
ARCHITECT :				
DEALER :				
CONTRACTOR :				
LOCATION :	SPECIAL INSTRUCTIONS :			
DATE :	SUBMITTAL APPROVAL : (signature or stamp)			
TAGGING INSTRUCTIONS :				

Scan  or  Click



To view Pricing and
Additional Product Info.



TELEPHONE:
1-888-457-1275
FAX:
1-888-626-2907



PO BOX 66738 #76520,
SAINT LOUIS, MO
63166-6738
USA



WEBSITE:
www.AccessDoorsAndPanels.com
E-MAIL:
info@AccessDoorsAndPanels.com



SUBMITTAL



TELEPHONE:
1-888-457-1275
FAX:
1-888-626-2907



PO BOX 66738 #76520,
SAINT LOUIS, MO
63166-6738
USA



WEBSITE:
www.AccessDoorsAndPanels.com
E-MAIL:
info@AccessDoorsAndPanels.com

FDPW

2 HOUR FIRE-RATED INSULATED FLUSH ACCESS PANELS FOR WALLS

MODEL SIZE	OUTSIDE FRAME DIMENSIONS		1- 1/2 HOUR UL "B" RATED WALL		1 Hour Combustible Ceiling Opening or 3h Non-Combustible Ceiling		2-3h Non-Combustible Ceiling Rating (Allowance for FireRated Liner of Opening)		APP. SHIP. WEIGHT	LATCH
W x H	W	H	WIDTH	HEIGHT	WIDTH	HEIGHT	WIDTH	HEIGHT	LBS	
Wall or Ceiling Installation										
8" x 8"	10"	10"	8 3/8"	8 3/8"	8 3/8"	8 3/8"	9 3/8"	9 3/8"	6	1
10" x 10"	12"	12"	10 3/8"	10 3/8"	10 3/8"	10 3/8"	11 3/8"	11 3/8"	8	1
12" x 12"	14"	14"	12 3/8"	12 3/8"	12 3/8"	12 3/8"	13 3/8"	13 3/8"	10	1
14" x 14"	16"	16"	14 3/8"	14 3/8"	14 3/8"	14 3/8"	15 3/8"	15 3/8"	12	1
16" x 16"	18"	18"	16 3/8"	16 3/8"	16 3/8"	16 3/8"	17 3/8"	17 3/8"	15	1
18" x 18"	20"	20"	18 3/8"	18 3/8"	18 3/8"	18 3/8"	19 3/8"	19 3/8"	17	1
20" x 20"	22"	22"	20 3/8"	20 3/8"	20 3/8"	20 3/8"	21 3/8"	21 3/8"	21	1
20" x 30"	22"	32"	20 3/8"	30 3/8"	20 3/8"	30 3/8"	21 3/8"	31 3/8"	28	2
22" x 22"	24"	24"	20 3/8"	20 3/8"	20 3/8"	20 3/8"	23 3/8"	23 3/8"	26	1
22" x 30"	24"	32"	22 3/8"	30 3/8"	22 3/8"	30 3/8"	23 3/8"	31 3/8"	29	2
22" x 36"	24"	38"	22 3/8"	36 3/8"	22 3/8"	36 3/8"	23 3/8"	37 3/8"	36	2
24" x 24"	26"	26"	24 3/8"	24 3/8"	24 3/8"	24 3/8"	25 3/8"	25 3/8"	27	1
24" x 36"	26"	38"	24 3/8"	36 3/8"	24 3/8"	36 3/8"	25 3/8"	37 3/8"	37	2
Wall Installation Only										
24" x 48"	26"	50"	24 3/8"	48 3/8"	-	-	-	-	54	2
30" x 30"	32"	32"	30 3/8"	30 3/8"	-	-	-	-	38	2
32" x 32"	34"	34"	32 3/8"	32 3/8"	-	-	-	-	43	2
36" x 36"	38"	38"	36 3/8"	36 3/8"	-	-	-	-	52	2
36" x 48"	38"	50"	36 3/8"	48 3/8"	-	-	-	-	61	2
48" x 48"	50"	50"	48 3/8"	48 3/8"	-	-	-	-	75	2

FEATURES

- Galvanized (FDWG or FDPG)
- 304 Stainless Steel (FDWS or FDPSS)
- 14 gauge door with 14 gauge frame (Walls only) (H14)
- 16 gauge door with 16 gauge frame (Walls only) (H2)
- 18 gauge door with 16 gauge frame (Walls only) (H3)
- Standard Universal Lock with turn ring and key (U)

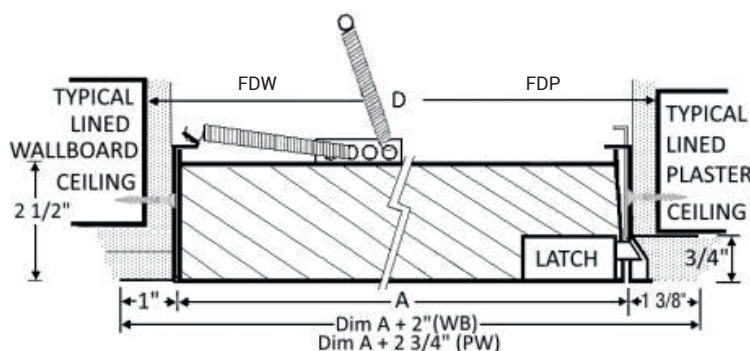
OPTIONAL FEATURES

- Slam latch with knurled knob. (U2)
- Mortise slam lock prep for lock by others. This preparation will accept any standard 1-1/8" dia. mortise cylinder and allows you to key to new or existing master key system. Cam must have minimum "x" length of 7/16" (U3)
- Mortise slam lock prep with model 06431 installed. (U4)
- Optional color code: XXXXXXXXXX

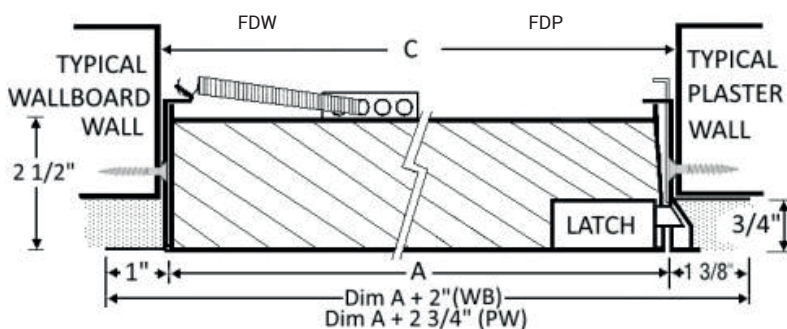
Standard Color is White
Optional Colors at Additional Cost

B (Bronze)	R (Red)	BK (Black)	S (Sand)
AB (AMS Beige)	SB (SC Beige)	G (Gray)	SI (Silver)

OPTIONAL FEATURES AT ADDITIONAL COST



2-3 HOUR NON-COMBUSTIBLE RATING - CEILING
If Opening is to be Lined with Fire-Blocking Wallboard
(Similar To Wall Installation - Requires
Secondary Spring to Close Door)



1-1/2 HOUR UL "B" LABEL IN A
2 HOUR FIRE BARRIER - WALL (Top view)