

SUBMITTAL/TECHNICAL DATA SHEET

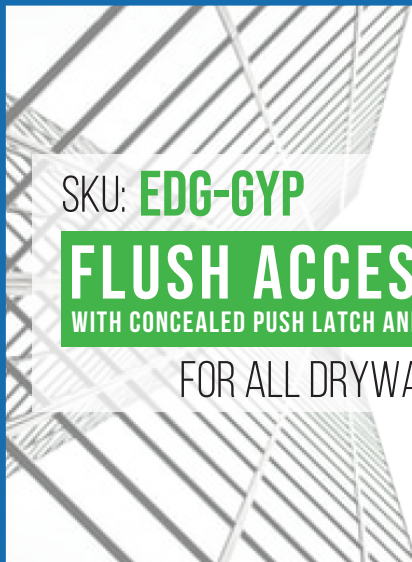


STANDARD OPTIONS

- MATERIAL:**
16 gauge cold rolled steel frame with corner bead flange
- HINGE:**
Concealed spring hinge and pin type hinge
- LOCK / LATCH:**
Concealed push latch
- REMOVABLE DOOR:**
Doors over 12" X 12" are equipped with two push latches
- FINISH:**
High quality white powder coat finish
- PACKAGING:**
Individually wrapped, 1 per box

OPTIONS AVAILABLE

- MATERIAL:**
- Stainless steel
 - Galvanneal steel



SKU: **EDG-GYP**

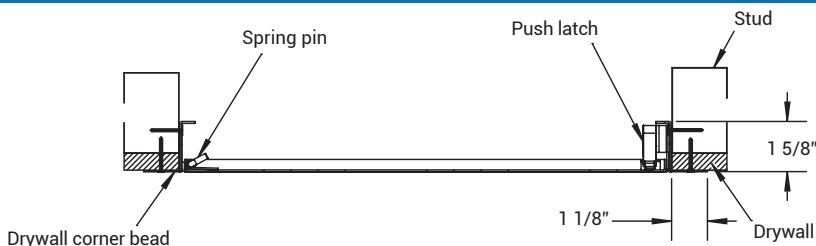
FLUSH ACCESS DOOR
WITH CONCEALED PUSH LATCH AND DRYWALL FLANGE

FOR ALL DRYWALL SURFACES



INSTALLATION

>> [CLICK TO VIEW ADDITIONAL DETAILS AND PRICING <<](#)

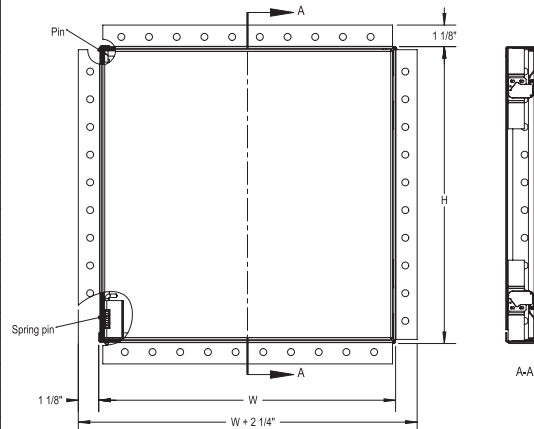


DIMENSIONS AND APPEARANCE

For a complete list of options visit www.AccessDoorsAndPanels.com

DOOR SIZE W x H INCHES (MM)	NUMBER OF LOCKS	WEIGHT LBS	KG
6 x 6 (152 x 152)	1	2.2	1
8 x 8 (203 x 203)	1	3.1	1.4
8 x 12 (203 x 304)	1	4.2	1.9
10 x 10 (254 x 254)	1	4.2	1.9
* 12 x 12 (304 x 304)	2	5.45	2.5
12 x 16 (304 x 406)	2	6.55	3
12 x 18 (304 x 457)	2	7.5	3.2
12 x 24 (304 x 609)	2	9.9	4.5
14 x 14 (355 x 355)	2	6.55	3
16 x 16 (406 x 406)	2	8.1	3.7
18 x 18 (457 x 457)	2	9.9	4.5
18 x 24 (457 x 609)	2	12.6	5.7
20 x 20 (508 x 508)	2	12.1	5.5
22 x 22 (558 x 558)	2	13.4	6.1
22 x 30 (558 x 762)	4	18.6	8.4
22 x 36 (558 x 914)	4	21.8	9.9
24 x 24 (609 x 609)	2	16.05	7.3

Doors over 12" X 12" are equipped with two push latches



ROUGH WALL OPENING IS DOOR SIZE + 1/4" OR + 6MM

* Piano hinge on doors over 24 inches (height or width)
The BA-LHD model is recommended for over 1296 sq. inches

Scan or Click



To view Pricing and Additional Product Info.

LEED READY: THIS PRODUCT CONTRIBUTES TO LEED® CREDITS

PROJECT DATA

Custom Sizes Available - Fast!

PROJECT NAME :	QTY	W	H	OPTIONS
ARCHITECT :				
DEALER :				
CONTRACTOR :				
LOCATION :	SPECIAL INSTRUCTIONS :			
DATE :				
TAGGING INSTRUCTIONS :	SUBMITTAL APPROVAL : (signature or stamp)			



TELEPHONE:
1-888-457-1275
FAX:
1-888-626-2907



PO BOX 66738 #76520,
SAINT LOUIS, MO
63166-6738
USA



WEBSITE:
www.AccessDoorsAndPanels.com
E-MAIL:
info@AccessDoorsAndPanels.com