

# SUBMITTAL/TECHNICAL DATA SHEET



**Doors** are designed for use in a suspended dry wall ceiling as part of a fire rated ceiling assembly. The CFR Series door, itself, **is not fire rated**. However, the combination of steel and fire rated tile maintains the fire resistant quality of the ceiling assembly. Door is recessed 1-1/2" to accommodate dual layered ceiling tile.

**Door** is fabricated from 16 gauge, galvanized steel with a white prime coat finish.

**Frame** is fabricated from 18 gauge, galvanized steel with a white prime coat finish.

**Hinge** is a continuous piano type.

**Latch** is screwdriver operated.

## GUIDE SPECIFICATION

Provide Elmdor CFR Series, ceiling fire resistant access doors (specify model number and options). Access door frame shall be fabricated from 16 gauge steel. Access door panel shall be fabricated from 18 gauge steel. Door shall be recessed 1-1/2" to accept ceiling tile. Hinge shall be continuous piano type. Latch shall be screwdriver operated.

## MODEL NUMBER AND OPTIONS SELECTION

### BASE MODEL NUMBER

☐ -CFR Ceiling Fire Resistant Door

### SUFFIX OPTIONS

- ☐ -AKL Allen Key Latch  
☐ -CL Cylinder Lock (one per door)  
☐ -CLD Cylinder Lock with Dust Shutter (one per door)  
☐ -SS Stainless Steel Construction (Type 304 No. 4 Satin Finish)

For a complete list of options visit  
[www.AccessDoorsAndPanels.com](http://www.AccessDoorsAndPanels.com)

SKU: **CFR**

## FIRE RESISTANT ACCESS DOOR

FOR CEILING



## DIMENSIONS AND APPEARANCE

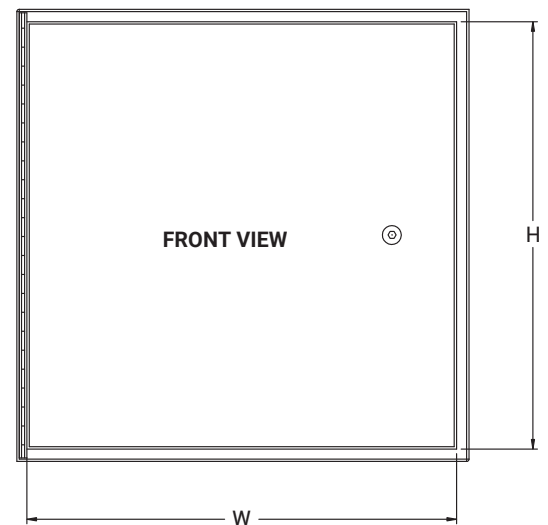
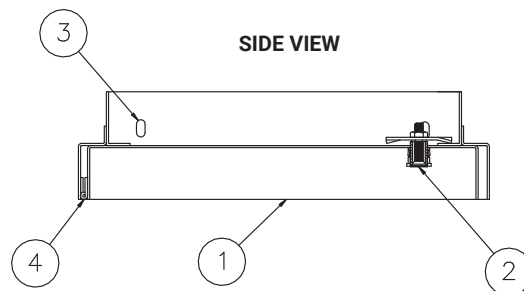
>> CLICK TO VIEW ADDITIONAL DETAILS AND PRICING <<

### STANDARD SIZES:

DOOR SIZE (W X H)	CEILING OPENING (Minimum Required)	LATCHES	WEIGHT
CFR 12" x 12"	10-1/2" x 10-1/2"	1	7.3 lbs.
CFR 18" x 18"	16-1/2" x 16-1/2"	2	12.5 lbs.
CFR 24" x 24"	22-1/8" x 22-1/2"	2	21.8 lbs.
CFR 22" x 30"	20-1/8" x 28-1/8"	4	26.00 lbs.

### NOTES:



1. DOOR
2. SCREWDRIVER OPERATED LATCH
3. MOUNTING HOLES
4. CONCEALED HINGE



## PROJECT DATA

Custom Sizes Available - Fast!

PROJECT NAME :	QTY	W	H	OPTIONS
ARCHITECT :				
DEALER :				
CONTRACTOR :				
LOCATION :	SPECIAL INSTRUCTIONS :			
DATE :				
TAGGING INSTRUCTIONS :	SUBMITTAL APPROVAL : (signature or stamp)			

Scan  or  Click



To view Pricing and  
Additional Product Info.



TELEPHONE:  
1-888-457-1275  
FAX:  
1-888-626-2907



PO BOX 66738 #76520,  
SAINT LOUIS, MO  
63166-6738  
USA



WEBSITE:  
[www.AccessDoorsAndPanels.com](http://www.AccessDoorsAndPanels.com)  
E-MAIL:  
[info@AccessDoorsAndPanels.com](mailto:info@AccessDoorsAndPanels.com)