


# SUBMITTAL/TECHNICAL DATA SHEET



## STANDARD OPTIONS

- MATERIAL:**  
16 gauge cold rolled steel
- HINGE:**  
Concealed, Exclusive hinge design
- LOCK / LATCH:**  
Screwdriver operated cam latch
- FINISH:**  
High quality white powder coat primer
- PACKAGING:**  
Individually wrapped, 1 per box
- DEPTH:**  
4" or 6"



SKU: **BTV**

## CABINETS / VALVE BOXES

WITH HIDDEN FLANGE

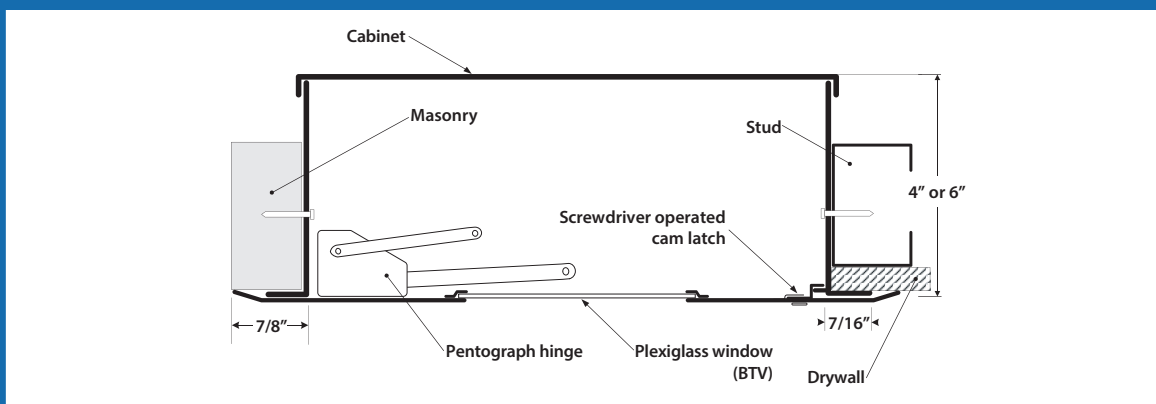


## OPTIONS AVAILABLE

- LOCK / LATCH:**
- Cylinder lock and key
  - Allen head hex lock
- STYLE:**  
Surface mount cabinet (style AHD)
- MATERIAL:**  
Stainless steel 304 #4 (brushed finish)
- WINDOW:**  
1/8" Plexiglass
- DEPTH:**  
Various depths available
- UNASSEMBLED:**  
Door frame separate from cabinet



## INSTALLATION

>> CLICK TO VIEW ADDITIONAL DETAILS AND PRICING <<



## DIMENSIONS AND APPEARANCE

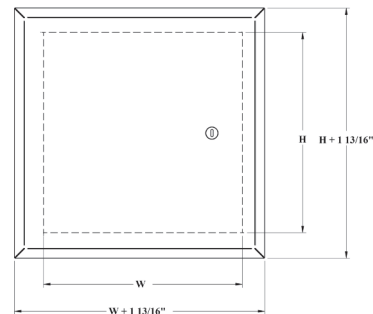
For a complete list of options visit [www.AccessDoorsAndPanels.com](http://www.AccessDoorsAndPanels.com)

Scan  or  Click



To view Pricing and Additional Product Info.

DOOR SIZE W x H INCHES (MM)	NUMBER OF LOCKS	WEIGHT	
		LBS	KG
8 1/4 x 8 1/4 (209 x 209)	1	6.6	3.0
12 x 12 (304 x 304)	1	11.1	5.0
16 x 16 (406 x 406)	1	16.7	7.6



ROUGH WALL OPENING = DOOR SIZE + 1/2" OR + 12.7mm

## PROJECT DATA

Custom Sizes Available - Fast!

PROJECT NAME :	QTY	W	H	OPTIONS
ARCHITECT :				
DEALER :				
CONTRACTOR :				
LOCATION :	SPECIAL INSTRUCTIONS :			
DATE :				
TAGGING INSTRUCTIONS :	SUBMITTAL APPROVAL : (signature or stamp)			

LEED READY: THIS PRODUCT CONTRIBUTES TO LEED® CREDITS



TELEPHONE:  
1-888-457-1275

FAX:  
1-888-626-2907



PO BOX 66738 #76520,  
SAINT LOUIS, MO  
63166-6738  
USA



WEBSITE:  
[www.AccessDoorsAndPanels.com](http://www.AccessDoorsAndPanels.com)

E-MAIL:  
[info@AccessDoorsAndPanels.com](mailto:info@AccessDoorsAndPanels.com)