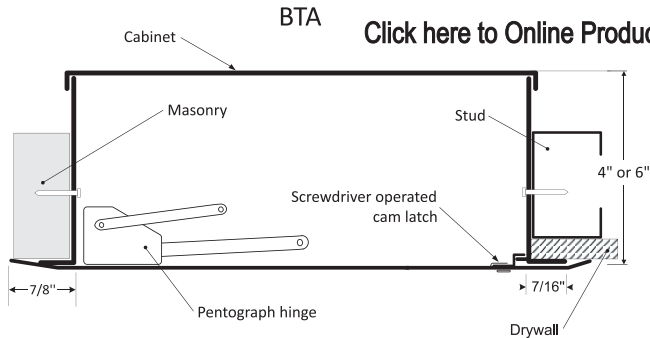
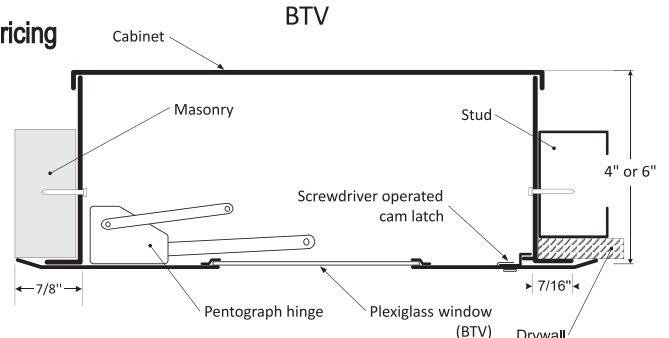


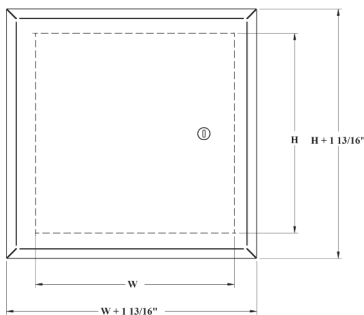
CABINETS / VALVE BOXES
 WITH HIDDEN FIANGE

BTA-BTV
INSTALLATION

[Click here to Online Product Page and Pricing](#)

DIMENSIONS AND APPEARANCE

LEED ready: This product contributes to LEED® credits.

DOOR SIZE - W x H INCHES (MM)	WINDOW SIZE FOR BTV (approx.)	NUMBER OF LOCKS
8 1/4 x 8 1/4 (209 x 209)	3 x 3 (76 x 76)	1
12 x 12 (304 x 304)	5 x 5 (127 x 127)	1
16 x 16 (406 x 406)	8 x 8 (203 x 203)	1

Rough wall opening = door size + 1/2" or + 12.7mm


BTA

BTV
DESCRIPTION AND MATERIAL SPECIFICATION

Material: 16 gauge cold rolled steel
Hinge: concealed, exclusive hinge design
Lock / latch: screwdriver operated cam latch
Finish: high quality white powder coat primer
Packaging: individually wrapped, 1 per box
Depth: 4" or 6"

POPULAR OPTIONS For complete list of options go to:
www.AccessDoorsAndPanels.com

Lock / latch: cylinder lock and key, Allen head hex lock
Material: stainless steel 304 #4 (brushed finish)
Window: 1/8" Plexiglass (bTv only)

Style: surface mount cabinet (style AHD)
Depth: various depths available
Unassembled: door frame separate from cabinet


PROJECT DATA

PROJECT NAME:	MODEL	QTY	W	H	OPTIONS
ARCHITECT:					
DEAIER:					
CONTRACTOR:					
LOCATION:	SPECIAL INSTRUCTIONS:				
DATE:					
TAGGING INSTRUCTIONS:	SUBMITTAL APPROVAL: (signature or stamp)				

Email: info@accessdoorsandpanels.com
Website: www.accessdoorsandpanels.com

Phone: 1-800-609-2917
Fax: 1-888-626-2907

Address:
 P.O Box 66738 #76520 Saint Louis

 Your odd sizes:
 Made in record time