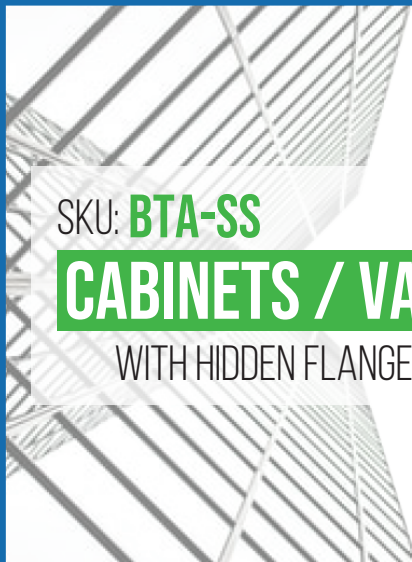


SUBMITTAL/TECHNICAL DATA SHEET



STANDARD OPTIONS

- MATERIAL:**
16 gauge cold rolled steel
- HINGE:**
Concealed; Exclusive hinge design
- LOCK / LATCH:**
Screwdriver operated cam latch
- FINISH:**
High quality white powder coat primer
- PACKAGING:**
Individually wrapped, 1 per box
- DEPTH:**
4" or 6"



SKU: **BTA-SS**

CABINETS / VALVE BOXES

WITH HIDDEN FLANGE - STAINLESS STEEL

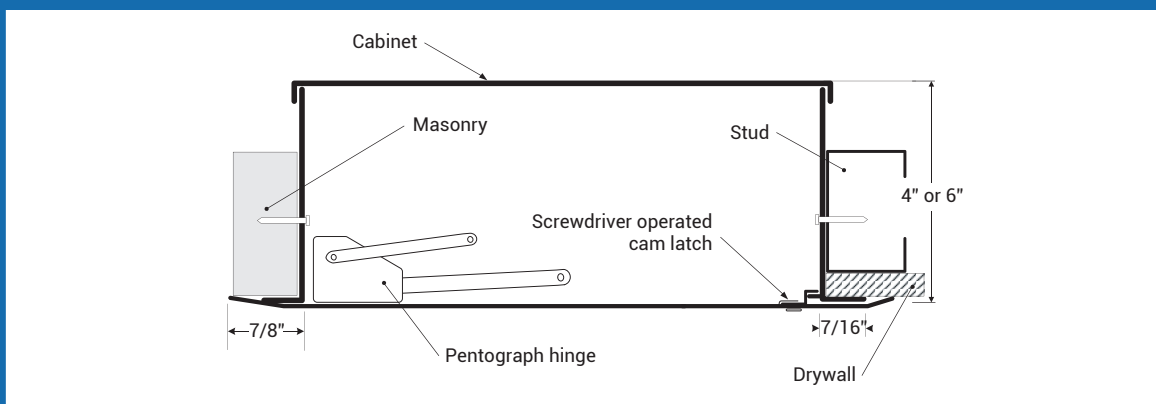


INSTALLATION

>> [CLICK TO VIEW ADDITIONAL DETAILS AND PRICING <<](#)

OPTIONS AVAILABLE

- LOCK / LATCH:**
- Cylinder lock and key
 - Allen head hex lock
- STYLE:**
Surface mount cabinet (style AHD)
- MATERIAL:**
Stainless steel 304 #4 (brushed finish)
- DEPTH:**
Various depths available
- UNASSEMBLED:**
Door frame separate from cabinet



DIMENSIONS AND APPEARANCE

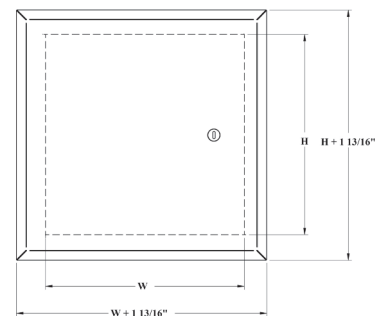
For a complete list of options visit www.AccessDoorsAndPanels.com

Scan or Click



To view Pricing and Additional Product Info.

DOOR SIZE W x H INCHES (MM)	NUMBER OF LOCKS	WEIGHT	
		LBS	KG
8 1/4 x 8 1/4 (209 x 209)	1	6.6	3.0
12 x 12 (304 x 304)	1	11.1	5.0
16 x 16 (406 x 406)	1	16.7	7.6



ROUGH WALL OPENING = DOOR SIZE + 1/2" OR + 12.7mm

PROJECT DATA

Custom Sizes Available - Fast!

PROJECT NAME :	QTY	W	H	OPTIONS
ARCHITECT :				
DEALER :				
CONTRACTOR :				
LOCATION :	SPECIAL INSTRUCTIONS :			
DATE :				
TAGGING INSTRUCTIONS :	SUBMITTAL APPROVAL : (signature or stamp)			

LEED READY: THIS PRODUCT CONTRIBUTES TO LEED® CREDITS



TELEPHONE:
1-888-457-1275

FAX:
1-888-626-2907



PO BOX 66738 #76520,
SAINT LOUIS, MO
63166-6738
USA



WEBSITE:
www.AccessDoorsAndPanels.com

E-MAIL:
info@AccessDoorsAndPanels.com