

## DESCRIPTION

The insulated Fire-Rated Security Access Door is constructed of heavy-duty materials to prevent unwanted access through openings in fire-rated vertical surfaces.

## FEATURES

- Fire-Rated
- Self-Closing Door
- Wall Installation Only
- Custom Sizing

## SPECIFICATIONS

MODEL: BST/BSW/BSP

DOOR:

14 gauge Steel Outer Door  
20 gauge Steel Inner Door

FRAME: 16 gauge Steel

SIZE:

Min: 6 inches by 6 inches

Max:

- BST: 24 inches by 72 inches or 48 inches by 48 inches
- BSW/BSP: 36 inches by 48 inches

INSTALLATION: Wall

FLANGE: 1 inch Exposed, Drywall Bead or Plaster Bead

HINGE:

BST: Flush Continuous Piano  
BSW/BSP: Concealed Pin

INSULATION: 2 inch Fire-Rated Mineral Fiber

CERTIFICATION: UL listed "B" label for 1-1/2 hours

FINISH: White Powder Coat

WARRANTY: 1 year

OPTIONS: Flanges, Latches, Materials, Gaskets, Anchors

For a complete list of options visit  
[www.AccessDoorsAndPanels.com](http://www.AccessDoorsAndPanels.com)

SKU: **BST**

## INSULATED FIRE-RATED SECURITY ACCESS DOOR



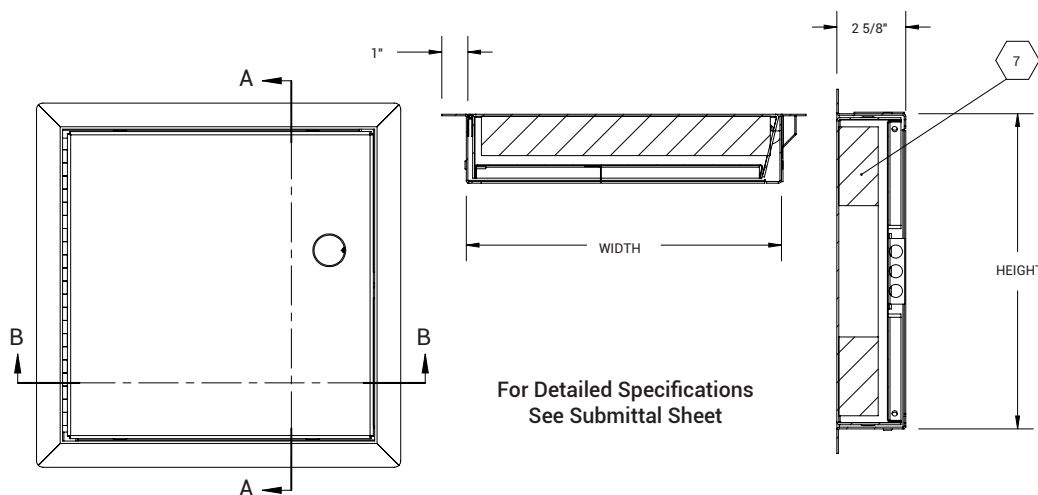
## DIMENSIONS AND APPEARANCE

>> CLICK TO VIEW ADDITIONAL DETAILS AND PRICING <<

### ORDER GUIDE:

BASE	FLANGE	LATCH	WIDTH	X	LENGTH	OPTIONS
BS						
	T 1 inch Flange	K Knurled Knob / Key Operated Latch Bolt	STANDARD SIZES (W X L)			B Galvannealed
	W Drywall Bead	M Mortise Lock (1-1/8") Prep	12" X 12"		24" X 24"	G Gasketing
			16" X 16"		24" X 36"	M Masonry Anchors
	P Plaster Bead		18" X 18"		24" X 40"	S Type 304 Stainless Steel
			22" X 30"		24" X 48"	



Rough opening is door size + 1/4 inch minimum. Additional sizes available, call for more information.



## PROJECT DATA

Custom Sizes Available - Fast!

PROJECT NAME :	QTY	W	H	OPTIONS
ARCHITECT :				
DEALER :				
CONTRACTOR :				
LOCATION :	SPECIAL INSTRUCTIONS :			
DATE :	SUBMITTAL APPROVAL :			
TAGGING INSTRUCTIONS :	(signature or stamp)			

Scan  or  Click



To view Pricing and Additional Product Info.

TELEPHONE:  
1-888-457-1275  
FAX:  
1-888-626-2907



PO BOX 66738 #76520,  
SAINT LOUIS, MO  
63166-6738  
USA

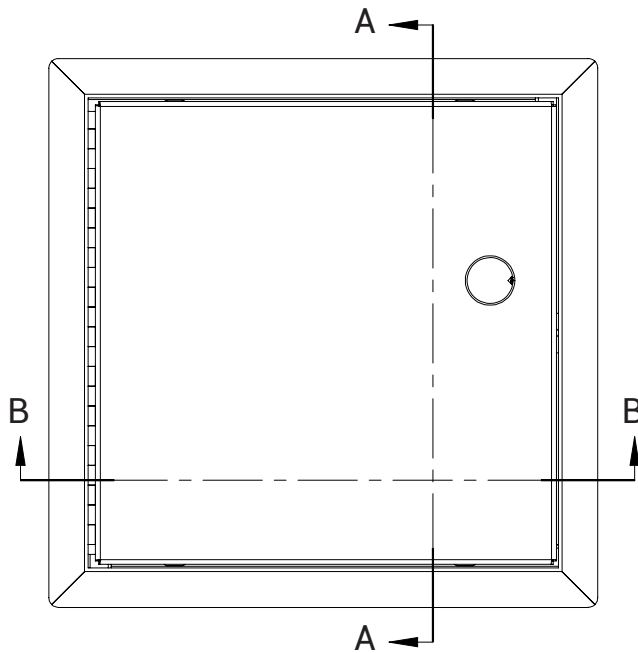


WEBSITE:  
[www.AccessDoorsAndPanels.com](http://www.AccessDoorsAndPanels.com)  
E-MAIL:  
[info@AccessDoorsAndPanels.com](mailto:info@AccessDoorsAndPanels.com)



**BST**

# INSULATED FIRE-RATED SECURITY ACCESS DOOR



**NOTES:**

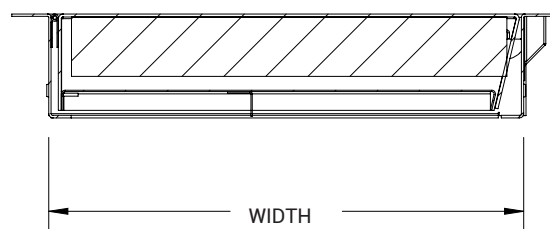
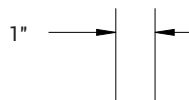
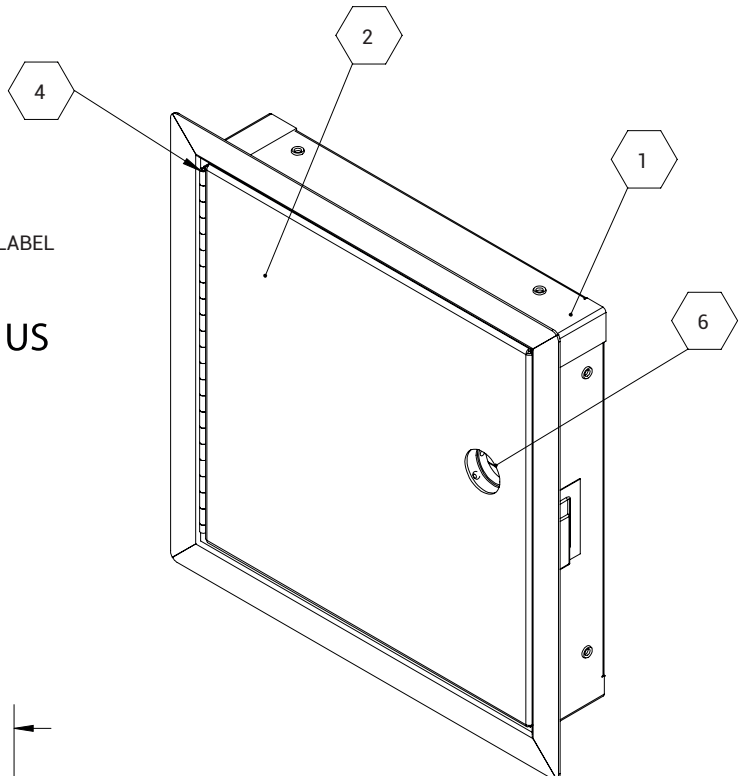
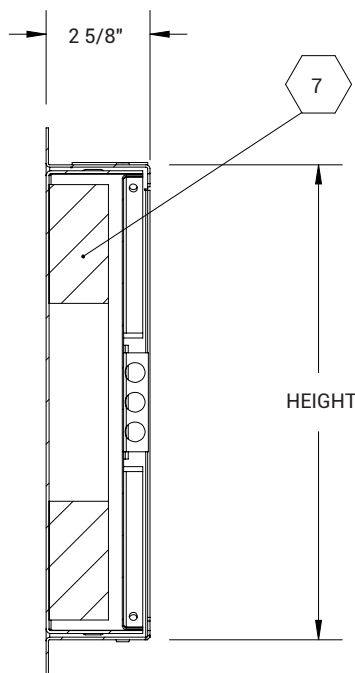
- ① FRAME:
- ② DOOR: Cold Rolled Steel, 14 ga Outer, 20 ga Inner
- ③ FINISH: White Powder Coat
- ④ HINGE:
- ⑤ SECONDARY LATCH: Varies
- ⑥ LOCK: Mortise Prep
- ⑦ INSULATION: 2" Thick Fire Rated Mineral Wool, 8 R-Value

**OPTIONS:**

- Drip Cap (C)
- Gasket Installed (G)
- Masonry Anchors (M)

ROUGH OPENING: W + 0.25" X H + 0.25"  
CLEAR OPENING: W - 3.25" X H - 1.125"  
DEGREE OF OPENING: 125°

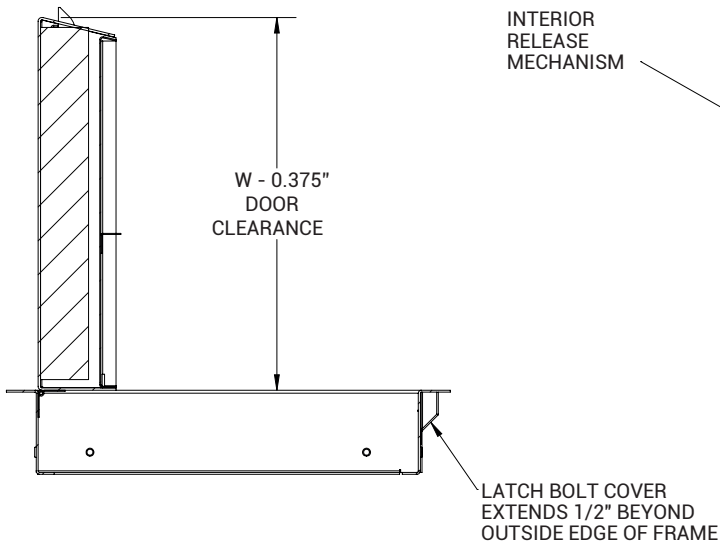
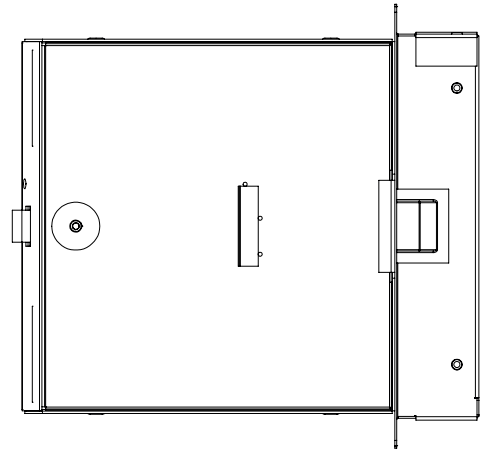
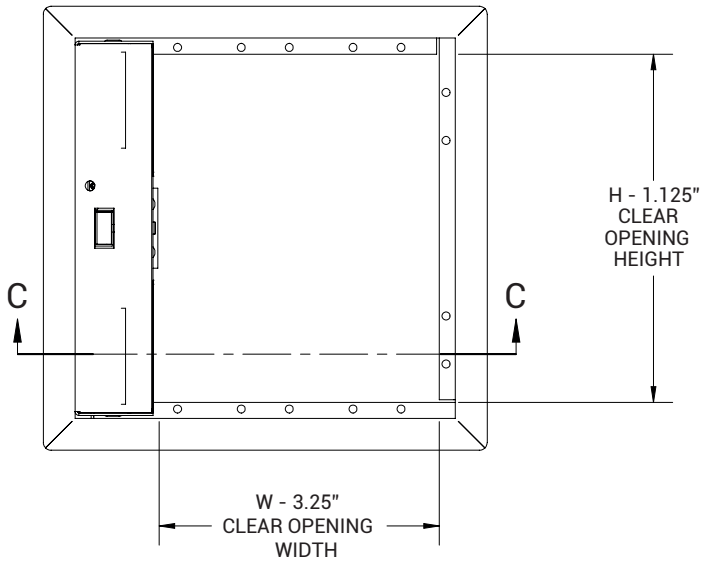
VERTICAL  
1-1/2 HOUR "B" LABEL





**BST**

# INSULATED FIRE-RATED SECURITY ACCESS DOOR



SPRING  
MOUNT  
BRACKET

INTERIOR  
RELEASE  
MECHANISM

