

DESCRIPTION

Designed for applications with heightened security, Babcock-Davis' Security Roof Hatch is constructed with heavy-duty materials, optional security grade locks and is ideal for prisons, banks, and water treatment facilities.

FEATURES

- Powder Coat Finish
- Security Grade Materials
- Optional Locks
- Optional View Port

SPECIFICATIONS

MATERIAL:

Steel: 3/16 inch galvanneal
Aluminum: 1/4 inch

FINISH: Powder coat (steel) or Mill (aluminum).

COLOR: Red Oxide (steel).

COVER: Formed metal cover with liner, stiffened to withstand a live load of 40psf with a max deflection of 1/150 the span.

CURB: Single wall curb with EZ tab counterflash and mounting flange with 5/8 inch and 3/16 inch holes.

INSULATION: 1 inch fiberboard in curb, 1 inch polystyrene in cover.

GASKET: Extruded EPDM adhesive backed gasket seal, continuous around cover.

SPRING: Zinc plated steel tamper-proof hinges contained within spring assembly, includes steel compression springs.

HOLD OPEN ARM: Zinc plated steel automatic hold open arm locks cover in open position.

LATCH: Zinc plated steel latch with exterior and interior turn handles and padlock hasps.

WARRANTY: 5 year

For a complete list of options visit
www.AccessDoorsAndPanels.com

SKU: **BRHSB**

SECURITY ROOF HATCH



DIMENSIONS AND APPEARANCE

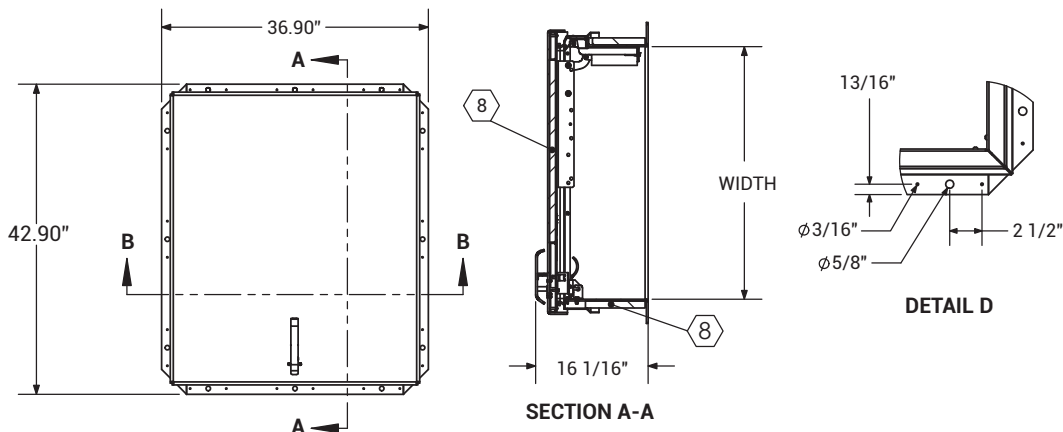
>> CLICK TO VIEW ADDITIONAL DETAILS AND PRICING <<

ORDER GUIDE:

BASE	MATERIAL	WIDTH	X	LENGTH		CURB		OPTIONS
BRHS					S		T	
	A - Aluminum	STANDARD SIZES (IN.)				1 - SINGLE WALL 2 - DOUBLE WALL 3 - CURB MOUNT 4 - DOUBLE WALL, NO COUNTER FLASH		D11 - BRINKS 7016 INT/EXT INSTALLED DETENTION LOCK D5A - SOUTHERN STEEL 1010AM INT/EXT PREP DETENTION LOCK MB1 - BEST INT/EXT INSTALLED MORTISE LOCK
	B - Aluminum Cover/Steel Curb	LADDER 36 X 30 36 X 36 48 X 48	SHIP STAIR 30 X 54					MB4 - BEST INT/EXT INSTALLED MORTISE LOCK WITH PLASTIC CORE MS1 - SCHLAGE INT/EXTERIOR INSTALLED MORTISE LOCK OW1 - 8" X 8" VIEWPORT WINDOW
	G - Steel							



Additional sizes and options available, call for more information.

For Detailed Specifications See Submittal Sheet



PROJECT DATA

Custom Sizes Available - Fast!

Scan  or  Click



To view Pricing and
Additional Product Info.

PROJECT NAME :	QTY	W	H	OPTIONS
ARCHITECT :				
DEALER :				
CONTRACTOR :				
LOCATION :	SPECIAL INSTRUCTIONS :			
DATE :	SUBMITTAL APPROVAL : (signature or stamp)			
TAGGING INSTRUCTIONS :				

TELEPHONE:
1-888-457-1275
FAX:
1-888-626-2907



PO BOX 66738 #76520,
SAINT LOUIS, MO
63166-6738
USA

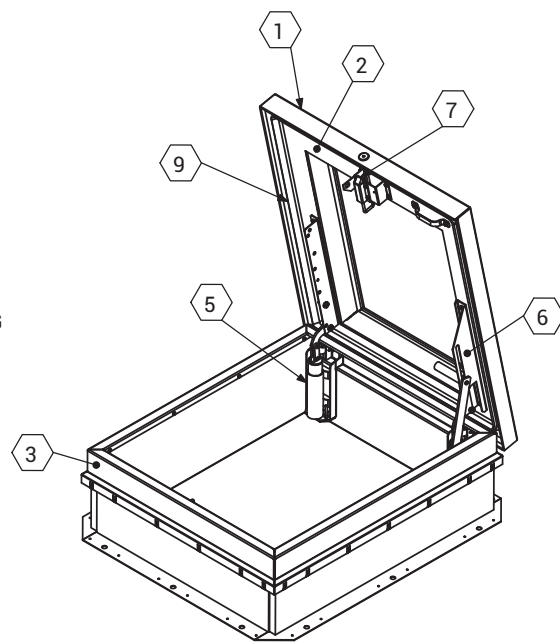
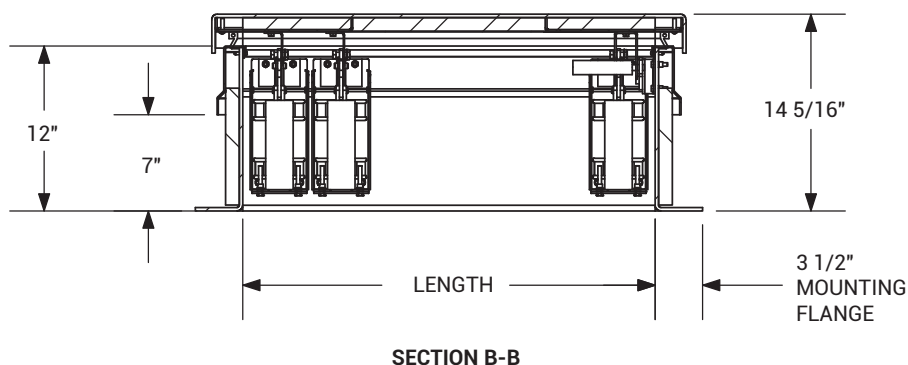


WEBSITE:
www.AccessDoorsAndPanels.com
E-MAIL:
info@AccessDoorsAndPanels.com



BRHSB

SECURITY ROOF HATCH



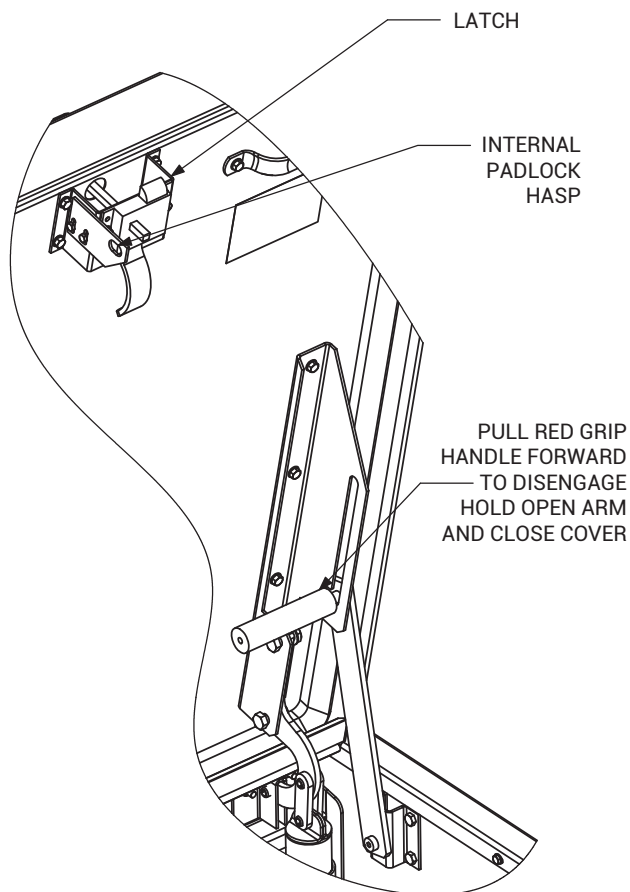
SPECIFICATIONS:

- ① COVER: 1/4" ALUMINUM COVER STIFFENED TO WITHSTAND A LIVE LOAD OF 40PSF WITH A MAX DEFLECTION OF 1/150 OF THE SPAN.
- ② LINER: 18 GA ALUM
- ③ CURB AND COUNTERFLASH WITH EZ TAB: 3/16" GA GALV STEEL
- ④ FINISH: RED OXIDE POWDER COAT
- ⑤ SPRING/HINGE ASSEMBLY: ZINC PLATED STEEL TAMPER-PROOF HINGE CONTAINED WITHIN SPRING/HINGE ASSEMBLY. TELESCOPIC TUBES CONTAIN COIL STEEL COMPRESSION SPRINGS FOR LIFT ASSISTANCE.
- ⑥ HOLD OPEN ARM: LOCKS COVER IN FULLY OPEN POSITION - ZINC PLATED STEEL WITH RED POLYPROPYLENE GRIP HANDLE PULL RELEASE.
- ⑦ LATCH: SINGLE POINT LATCH SLAM LATCH HOLDS COVER CLOSED AGAINST 20 PSF WIND UPLIFT. EXTERNAL PALM RELEASE INTERNAL RELEASE HANDLE WITH PADLOCK HASP.
- ⑧ INSULATION: 1" POLYSTYRENE (R4) IN COVER, AND 1" POLYISO (R6) IN CURB.
- ⑨ GASKET: ADHESIVE BACKED EPDM RUBBER EXTRUSION.
- ⑩ SIZING: WIDTH X LENGTH DIMENSIONS ARE MEASURED INSIDE CURB TO INSIDE CURB WHERE THE WIDTH IS HINGE TO LATCH AND LENGTH IS HINGED SIDE WITH SPRINGS

ROOF HATCH SIZE: 36" (WIDTH) x 30" (LENGTH).

CLEAR OPENING: 25.90" (WIDTH) x 29.50" (LENGTH).

ROUGH OPENING: 36" (WIDTH) x 30" (LENGTH).



HARDWARE DETAILS



BRHSB

SECURITY ROOF HATCH

