

## DESCRIPTION

Insulated Fire-Rated Access Door  
Designed for wall and ceiling applications, this fire-rated Insulated Access Door is UL & Warnock-Hersey listed. Engineered with mineral fiber to assist in reducing heat transfer in the event of a fire.

## FEATURES

- Fire Rating
- Self-Closing
- Easy Operation
- Custom Sizing

## SPECIFICATIONS

MODEL: BIT/BIW/BIP

DOOR: 20 gauge Steel

FRAME: 20 gauge Steel

SIZE:

Min: 6 inches by 6 inches

BIT: Max: 24 inches by 72 inches or 48 inches by 48 inches

BIW/BIP: Max: 36 inches by 48 inches

INSTALLATION: Wall or Ceiling

FLANGE: 1 inch Exposed, Drywall Bead or Plaster Bead

HINGE:

BIT: Flush Continuous Piano

BIW/BIP: Concealed Pin

INSULATION: 2 inch Fire-Rated Mineral Fiber; R-8

CERTIFICATION: UL listed "B" label for 1-1/2 hours (vertical)  
Warnock-Hersey listed for 3 hours (horizontal); 24 inches by 36 inches maximum size

FINISH: White Powder Coat

WARRANTY: 1 year

OPTIONS: Flanges, Latches, Materials, Gaskets, Anchors

For a complete list of options visit  
[www.AccessDoorsAndPanels.com](http://www.AccessDoorsAndPanels.com)

SKU: **BIP**

## INSULATED FIRE-RATED ACCESS DOOR



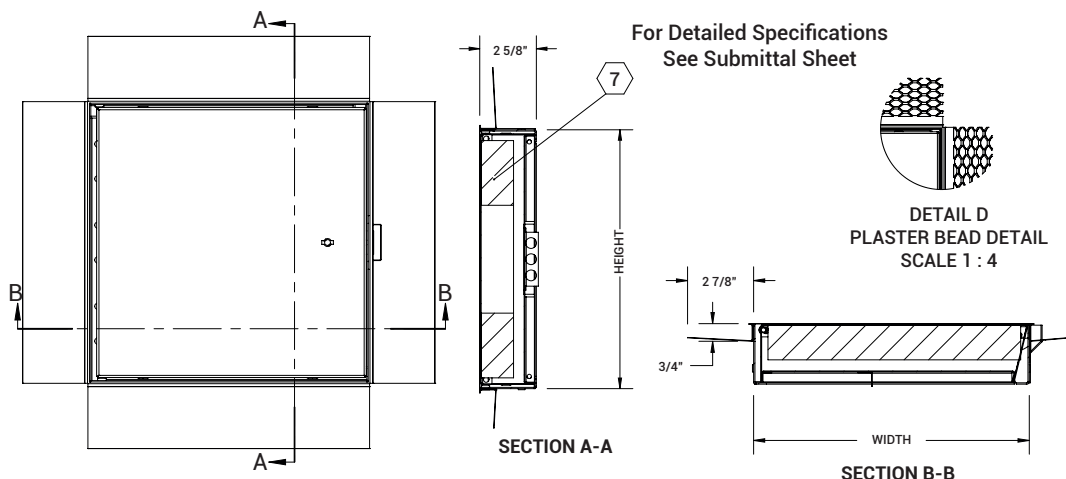
## DIMENSIONS AND APPEARANCE

>> CLICK TO VIEW ADDITIONAL DETAILS AND PRICING <<

### ORDER GUIDE:

BASE	FLANGE	LATCH	WIDTH	X	LENGTH	OPTIONS
BI						
	T 1 inch Flange	K Knurled Knob/Key Operated Latch Bolt	STANDARD SIZES (W X L)			B Galvannealed
	W Drywall Bead	M Mortise Lock (1-1/8") Prep	8" X 8"	18" X 24"	24" X 48" *	G Gasketing
	P Plaster Bead		10" X 10"	20" X 30"	30" X 30" *	M Masonry Anchors
			12" X 12"	22" X 22"	32" X 32" *	S Type 304 Stainless Steel
			12" X 18"	22" X 30"	36" X 36" *	
			12" X 24"	22" X 36"	36" X 48" *	
			14" X 14"	24" X 24"	48" X 48" *	
			16" X 16"	24" X 30"		
			18" X 18"	24" X 36"		



Rough opening is door size + 1/4 inch minimum. Additional sizes available, call for more information.  
\*Wall application only.



## PROJECT DATA

Custom Sizes Available - Fast!

PROJECT NAME :	QTY	W	H	OPTIONS
ARCHITECT :				
DEALER :				
CONTRACTOR :				
LOCATION :	SPECIAL INSTRUCTIONS :			
DATE :	SUBMITTAL APPROVAL : (signature or stamp)			
TAGGING INSTRUCTIONS :				

Scan  or  Click



To view Pricing and  
Additional Product Info.



TELEPHONE:  
1-888-457-1275  
FAX:  
1-888-626-2907



PO BOX 66738 #76520,  
SAINT LOUIS, MO  
63166-6738  
USA

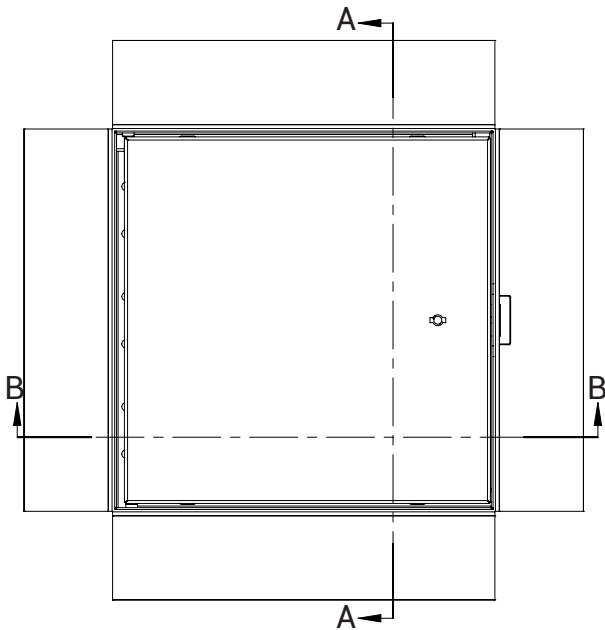


WEBSITE:  
[www.AccessDoorsAndPanels.com](http://www.AccessDoorsAndPanels.com)  
E-MAIL:  
[info@AccessDoorsAndPanels.com](mailto:info@AccessDoorsAndPanels.com)



**BIP**

# INSULATED FIRE-RATED ACCESS DOOR



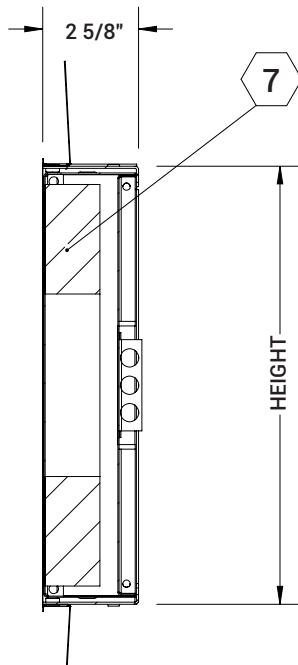
**NOTES:**

- ① FRAME:
- ② DOOR: Cold Rolled Steel, 20 GA
- ③ FINISH: White Powder Coat
- ④ HINGE:
- ⑤ SECONDARY LATCH: Varies
- ⑥ LOCK: Knurled Knob/Keyed Slam Latch
- ⑦ INSULATION: 2" Thick Fire Rated Mineral Wool, 8 R-Value

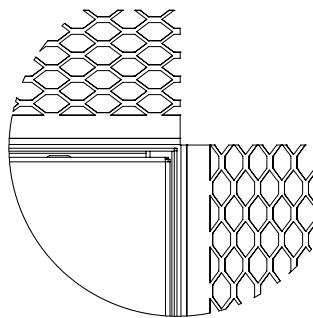
**OPTIONS:**

- Drip Cap (C)
- Gasket Installed (G)
- Masonry Anchors (M)

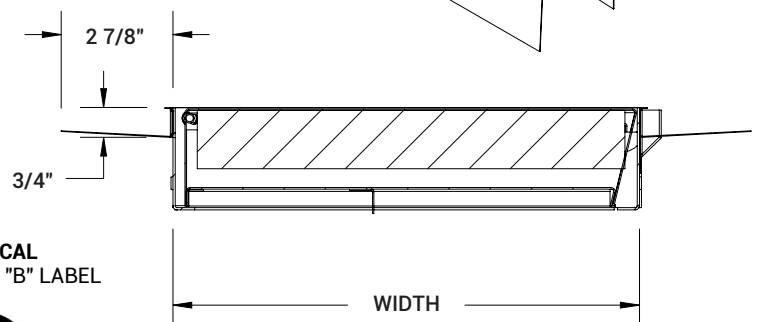
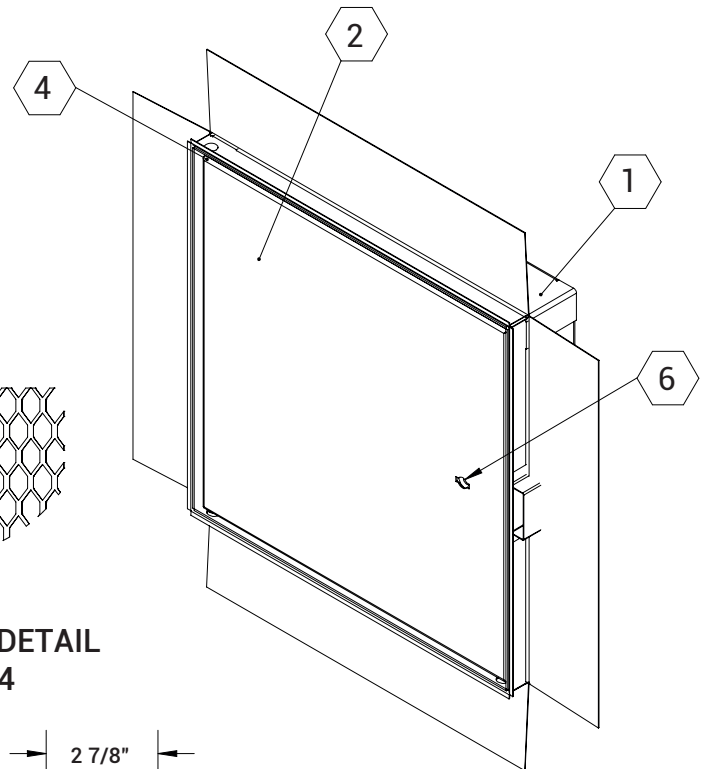
ROUGH OPENING:  $W + 0.25" \times H + 0.25"$   
CLEAR OPENING:  $W - 3.25" \times H - 1.125"$   
DEGREE OF OPENING: 120°



**SECTION A-A**



**DETAIL D  
PLASTER BEAD DETAIL  
SCALE 1 : 4**



**SECTION B-B**

**HORIZONTAL**  
1 HR WOOD-FRAME CONSTRUCTION  
3 HR NON-COMBUSTABLE CONSTRUCTION  
ON SIZES UP TO AND INCLUDING 24" W X 36" H.

**VERTICAL**  
1-1/2 HOUR "B" LABEL





**BIP**

# INSULATED FIRE-RATED ACCESS DOOR

