

DESCRIPTIONS

Low profile, hem-strengthened Slimline vision lites mount flush to the door with self-attaching, single-sided fasteners. A minimal 1/8" protrusion provides a clean, aesthetic look. VLLP models are for standard door thickness 1-3/4" and glazing thickness 3/16" - 5/16".

SPECIFICATIONS

APPLICATION: For door thickness 1-3/4" and glazing thickness 3/16" - 5/16"

FRAME MATERIAL: 20 gauge cold rolled steel

STANDARD FINISH: Mineral bronze powder coat

FASTENERS: #8A x 1-1/4" Flathead Phillips screws to match finish

SIZE:
Minimum: 4" x 4"
Maximum: 48" x 90"
Door Cutout = Order Size (W x H)
Glazing Size = Order Size minus 1" (W - 1" x H - 1")
Exposed Glazing = Order Size minus 2" (W - 2" x H - 2")

OPTIONS

MATERIALS: 20 gauge 304 Stainless steel, galvanized steel, zincplated steel

MULLIONS: 1" x 5/8" welded-on, formed mullions for a divided lite look that uses one (1) pane of glass

PAKS: Vision lite, glazing, and glazing tape combined

COMPATIBLE AIR LOUVERS

GLAZING:
Fire-Rated: PPF, FL, FLP, FGL WS
Non-Rated: TEMP

OTHER: Torx screws

For a complete list of options visit www.AccessDoorsAndPanels.com

SKU: **BA-VLLPB-PPF**

LOW PROFILE VISION LITES

SLIMLINE SERIES



DIMENSIONS AND APPEARANCE

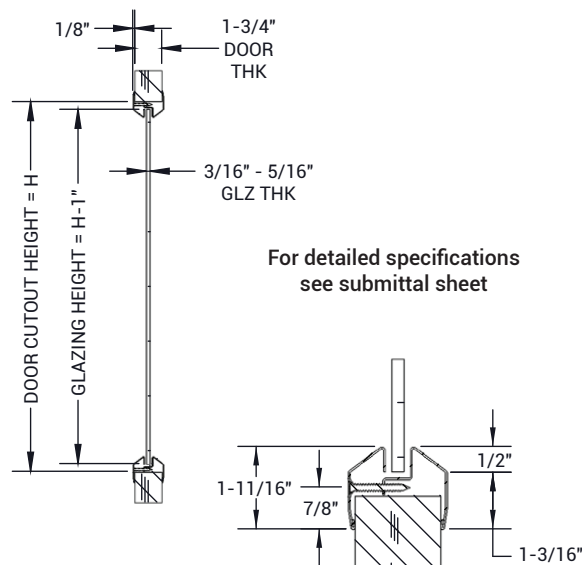
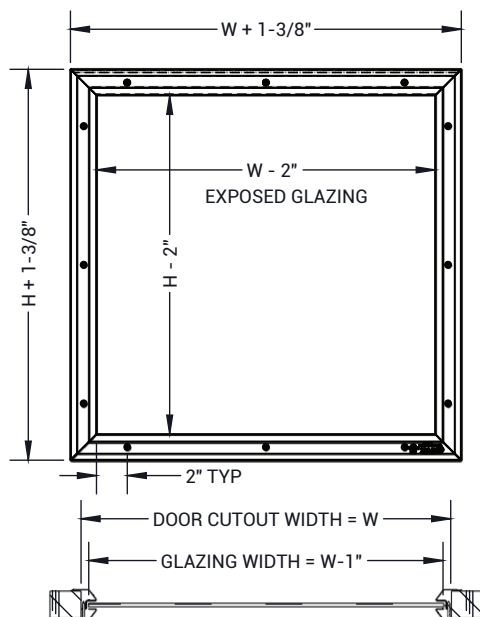
>> CLICK TO VIEW ADDITIONAL DETAILS AND PRICING <<

VLLPB PAKS: VISION LITE + GLAZING + TAPE APPLIED:

| MODEL | ROUGH OPENING | COLOR | GLAZING | FIRE-RATING |
|--------------------|---------------|--------|------------------|-------------|
| VLLP-1212B PPF PAK | 12" x 12" | Bronze | Pyran Platinum F | 180 |
| VLLP-0535B PPF PAK | 5" x 35" | Bronze | Pyran Platinum F | 180 |
| VLLP-0627B PPF PAK | 6" x 27" | Bronze | Pyran Platinum F | 180 |
| VLLP-0722B PPF PAK | 7" x 22" | Bronze | Pyran Platinum F | 180 |
| VLLP-2430B PPF PAK | 24" x 30" | Bronze | Pyran Platinum F | 90 |

FIRE RATINGS:

UL listed and labeled/stamped to ANSI/UL 10B, ANSI/UL 10C and CAN/ULC S104 when properly installed in rated and approved door. Ratings up to 180 minutes can be achieved depending on exposed glazing size and area.




For detailed specifications see submittal sheet

PROJECT DATA

Custom Sizes & Options Available - Fast!

| | | | | |
|------------------------|--|---|---|---------|
| PROJECT NAME : | QTY | W | H | OPTIONS |
| ARCHITECT : | | | | |
| DEALER : | | | | |
| CONTRACTOR : | | | | |
| LOCATION : | SPECIAL INSTRUCTIONS : | | | |
| DATE : | SUBMITTAL APPROVAL : (signature or stamp) | | | |
| TAGGING INSTRUCTIONS : | | | | |

Scan  or  Click



To view Pricing and Additional Product Info.



TELEPHONE:
1-888-457-1275
FAX:
1-888-626-2907



PO BOX 66738 #76520,
SAINT LOUIS, MO
63166-6738
USA



WEBSITE:
www.AccessDoorsAndPanels.com
E-MAIL:
info@AccessDoorsAndPanels.com