



Quality Access Doors- FAST!

SUBMITTAL/TECHNICAL DATA SHEET

www.AccessDoorsAndPanels.com

STANDARD OPTIONS

MATERIAL:

16 gauge cold rolled steel

HINGE:

Concealed; Exclusive hinge design

LOCK / LATCH:

Screwdriver operated cam latch

FINISH:


High quality white powder coat primer

PACKAGING:

Individually wrapped, 1 per box

DEPTH:

4" or 6"



SKU: **BA-VBW**

CABINETS / VALVE BOXES

WITH HIDDEN FLANGE



OPTIONS AVAILABLE

LOCK / LATCH:

- Cylinder lock and key
- Allen head hex lock

STYLE:

Surface mount cabinet (style AHD)

MATERIAL:

Stainless steel 304 #4 (brushed finish)

DEPTH:

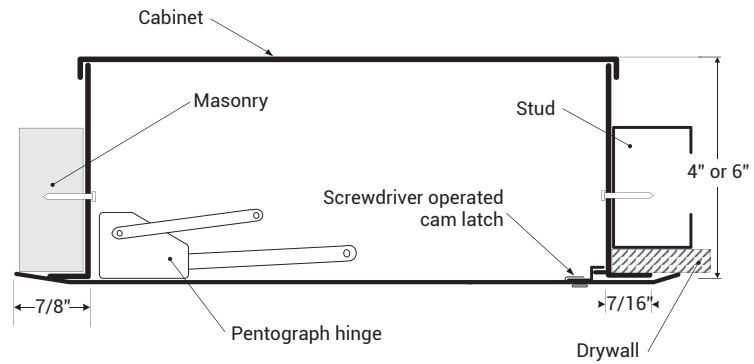
Various depths available

UNASSEMBLED:

Door frame separate from cabinet

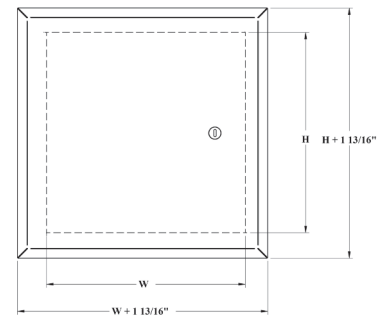
■ DIMENSIONS AND APPEARANCE

>> CLICK TO VIEW ADDITIONAL DETAILS AND PRICING <<



■ DIMENSIONS AND APPEARANCE

DOOR SIZE W x H INCHES (MM)	NUMBER OF LOCKS	WEIGHT	
		LBS	KG
8 1/4 x 8 1/4 (209 x 209)	1	6.6	3.0
12 x 12 (304 x 304)	1	11.1	5.0
16 x 16 (406 x 406)	1	16.7	7.6



ROUGH WALL OPENING = DOOR SIZE + 1/2" OR + 12.7mm

Scan or Click



To view Pricing and Additional Product Info.

LEED READY: THIS PRODUCT CONTRIBUTES TO LEED® CREDITS



■ PROJECT DATA

Custom Sizes Available - Fast!

PROJECT NAME :	QTY	W	H	OPTIONS
ARCHITECT :				
DEALER :				
CONTRACTOR :				
LOCATION :	SPECIAL INSTRUCTIONS :			
DATE :	SUBMITTAL APPROVAL : (signature or stamp)			
TAGGING INSTRUCTIONS :				

TELEPHONE:
1-888-457-1275
FAX:
1-888-626-2907



PO BOX 66738 #76520,
SAINT LOUIS, MO
63166-6738
USA



WEBSITE:
www.AccessDoorsAndPanels.com
E-MAIL:
info@AccessDoorsAndPanels.com