



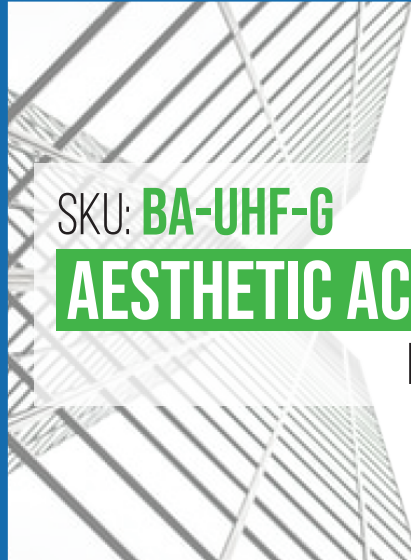
Quality Access Doors - FAST!

SUBMITTAL/TECHNICAL DATA SHEET

www.AccessDoorsAndPanels.com

STANDARD OPTIONS

- MATERIAL:**
16 gauge cold rolled steel
- HINGE:**
Concealed, Exclusive hinge design
- LOCK / LATCH:**
Screwdriver operated cam latch
- FINISH:**
High quality white powder coat primer
- PACKAGING:**
Individually wrapped, 1 per box



SKU: **BA-UHF-G**

AESTHETIC ACCESS DOOR

DUST RESISTANT

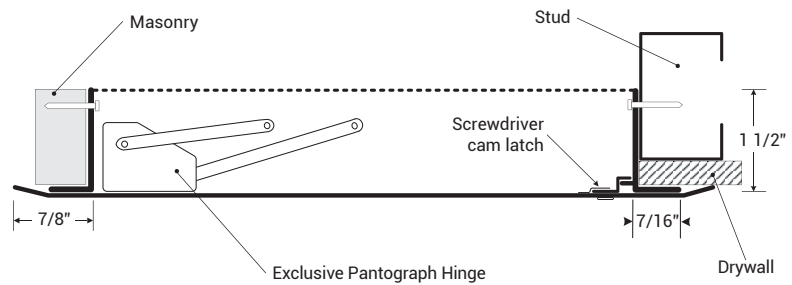


OPTIONS AVAILABLE

- LOCK / LATCH:**
- Key operated cylinder cam latch
 - Hex head cam latch
 - Pinned hex head cam latch
 - Handle operated cam latch
 - Mortise preparation for cylinder
- MATERIAL:**
Stainless steel 304 #4 (brushed finish)
- GASKETING:**
Neoprene gasket

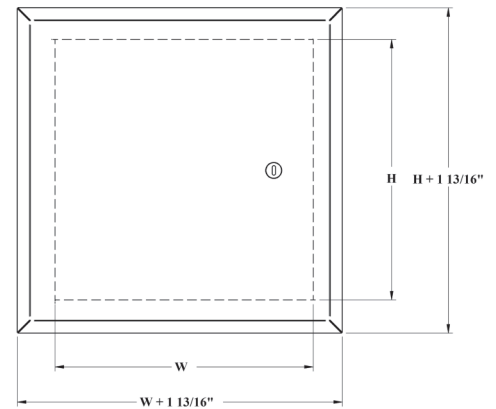
DIMENSIONS AND APPEARANCE

>> CLICK TO VIEW ADDITIONAL DETAILS AND PRICING <<



DIMENSIONS AND APPEARANCE

DOOR SIZE W x H INCHES (MM)	NUMBER OF LOCKS	WEIGHT	
		LBS	KG
8 1/4 x 8 1/4 (210 x 210)	1	3	1.4
8 1/4 x 12 (210 x 304)	1	4	1.8
10 x 10 (254 x 254)	1	4	1.8
12 x 12 (304 x 304)	1	6	2.7
14 x 14 (355 x 355)	1	7	3.2
12 x 18 (304 x 457)	1	8	3.6
16 x 16 (406 x 406)	1	9	4.1
18 x 18 (457 x 457)	3	10	4.5
18 x 24 (457 x 609)	4	13	5.9
20 x 20 (508 x 508)	3	13	5.9
22 x 22 (558 x 558)	3	15	6.8
22 x 30 (558 x 762)	5	17	7.7
22 x 36 (558 x 914)	5	19	8.6
24 x 24 (609 x 609)	4	17	7.7
24 x 30 (609 x 762)	5	19	8.9
24 x 36 (609 x 914)	5	24	10.9



ROUGH WALL OPENING IS DOOR SIZE + 1/4" OR + 6MM

Scan or Click



To view Pricing and Additional Product Info.

LEED READY: THIS PRODUCT CONTRIBUTES TO LEED® CREDITS



PROJECT DATA

Custom Sizes Available - Fast!

PROJECT NAME :	QTY	W	H	OPTIONS
ARCHITECT :				
DEALER :				
CONTRACTOR :				
LOCATION :	SPECIAL INSTRUCTIONS :			
DATE :	SUBMITTAL APPROVAL : (signature or stamp)			
TAGGING INSTRUCTIONS :				



TELEPHONE:
1-888-457-1275
FAX:
1-888-626-2907



PO BOX 66738 #76520,
SAINT LOUIS, MO
63166-6738
USA



WEBSITE:
www.AccessDoorsAndPanels.com
E-MAIL:
info@AccessDoorsAndPanels.com