



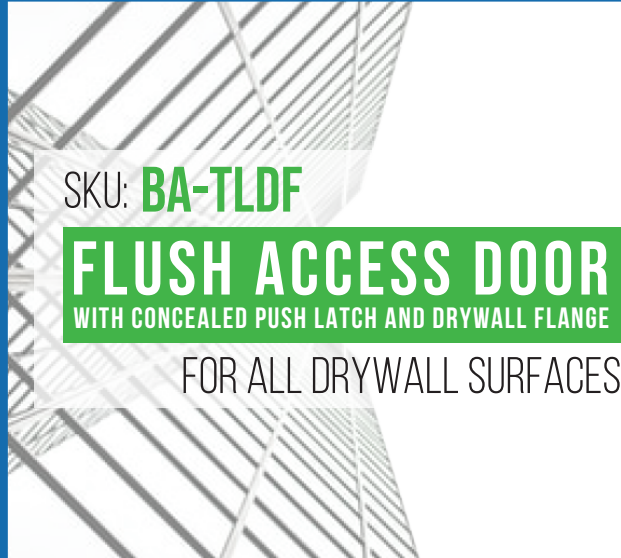
Quality Access Doors - FAST!

SUBMITTAL/TECHNICAL DATA SHEET

www.AccessDoorsAndPanels.com

STANDARD OPTIONS

- MATERIAL:**
16 gauge cold rolled steel frame with corner bead flange
- HINGE:**
Concealed spring hinge and pin type hinge
- LOCK / LATCH:**
Concealed push latch
- REMOVABLE DOOR:**
Safety cables - for doors > 12" X 12"
- FINISH:**
High quality white powder coat finish
- PACKAGING:**
Individually wrapped, 1 per box



SKU: **BA-TLDF**

FLUSH ACCESS DOOR
WITH CONCEALED PUSH LATCH AND DRYWALL FLANGE

FOR ALL DRYWALL SURFACES

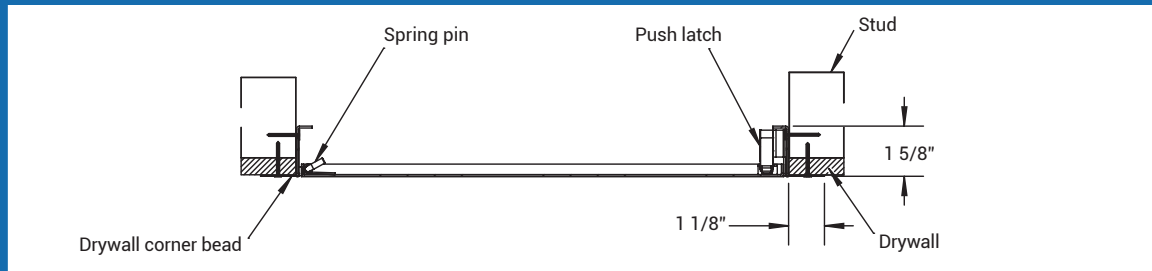


DIMENSIONS AND APPEARANCE

>> [CLICK TO VIEW ADDITIONAL DETAILS AND PRICING <<](#)

OPTIONS AVAILABLE

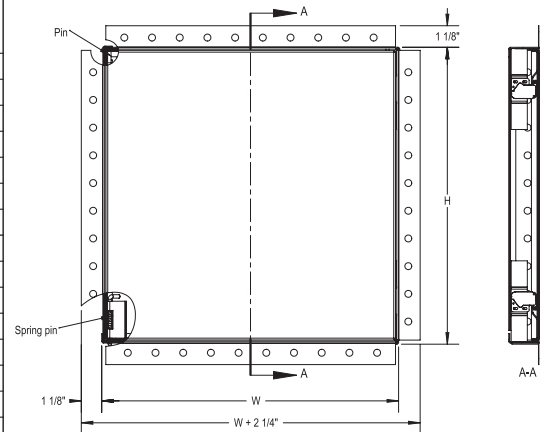
- MATERIAL:**
- Stainless steel
 - Galvanneal steel



DIMENSIONS AND APPEARANCE

DOOR SIZE W x H INCHES (MM)	NUMBER OF LOCKS	WEIGHT LBS	KG
6 x 6 (152 x 152)	1	2.2	1
8 x 8 (203 x 203)	1	3.1	1.4
8 x 12 (203 x 304)	1	4.2	1.9
10 x 10 (254 x 254)	1	4.2	1.9
* 12 x 12 (304 x 304)	2	5.45	2.5
12 x 16 (304 x 406)	2	6.55	3
12 x 18 (304 x 457)	2	7.5	3.2
12 x 24 (304 x 609)	2	9.9	4.5
14 x 14 (355 x 355)	2	6.55	3
16 x 16 (406 x 406)	2	8.1	3.7
18 x 18 (457 x 457)	2	9.9	4.5
18 x 24 (457 x 609)	2	12.6	5.7
20 x 20 (508 x 508)	2	12.1	5.5
22 x 22 (558 x 558)	2	13.4	6.1
22 x 30 (558 x 762)	4	18.6	8.4
22 x 36 (558 x 914)	4	21.8	9.9
24 x 24 (609 x 609)	2	16.05	7.3

* Doors >12" X 12" have 2 push latches



ROUGH WALL OPENING IS DOOR SIZE + 1/4" OR + 6MM

* Piano hinge on doors over 24 inches (height or width)
The LHD model is recommended for over 1296 sq. inches

Scan or Click



To view Pricing and Additional Product Info.

LEED READY: THIS PRODUCT CONTRIBUTES TO LEED® CREDITS



PROJECT DATA

Custom Sizes Available - Fast!

PROJECT NAME :	QTY	W	H	OPTIONS
ARCHITECT :				
DEALER :				
CONTRACTOR :				
LOCATION :	SPECIAL INSTRUCTIONS :			
DATE :	SUBMITTAL APPROVAL : (signature or stamp)			
TAGGING INSTRUCTIONS :				

TELEPHONE:
1-888-457-1275

FAX:
1-888-626-2907



PO BOX 66738 #76520,
SAINT LOUIS, MO
63166-6738
USA



WEBSITE:
www.AccessDoorsAndPanels.com

E-MAIL:
info@AccessDoorsAndPanels.com