




Quality Access Doors- FAST!

SUBMITTAL/TECHNICAL DATA SHEET

www.AccessDoorsAndPanels.com

STANDARD OPTIONS

- MATERIAL:**
16 gauge cold rolled steel
- HINGE:**
Continuous piano hinge
- LOCK / LATCH:**
Screwdriver operated cam latch
- FINISH:**
High quality white powder coat primer
- PACKAGING:**
Individually wrapped, 1 per box



SKU: **BA-SMD**

SURFACE MOUNTED ACCESS DOOR

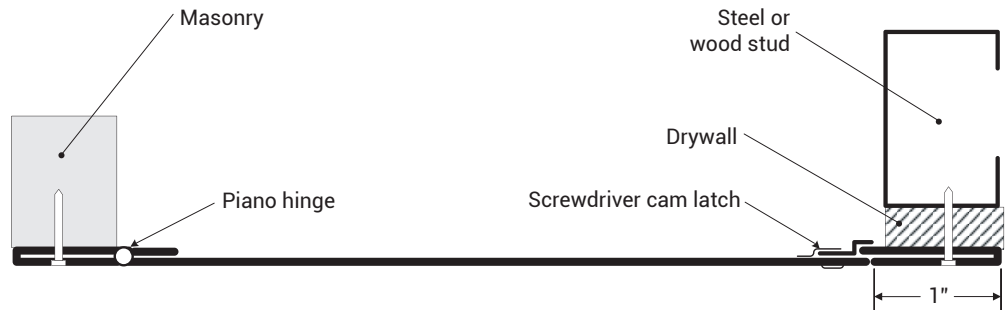


■ DIMENSIONS AND APPEARANCE

>> [CLICK TO VIEW ADDITIONAL DETAILS AND PRICING <<](#)

OPTIONS AVAILABLE

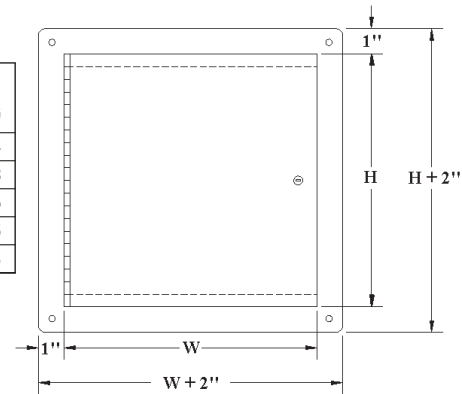
- MATERIAL:**
Stainless steel 304 #4
(brushed finish)



■ DIMENSIONS AND APPEARANCE

DOOR SIZE W x H INCHES (MM)	CLEAR INSIDE OPENING INCHES (MM)	NUMBER OF LOCKS	WEIGHT	
			LBS	KG
8 x 8 (203 x 203)	7 3/4 x 7 (197 x 178)	1	3	1.4
12 x 12 (304 x 304)	11 3/4 x 11 (298 x 279)	1	5	2.3
*16 x 16 (406 x 406)	15 3/4 x 15 (400 x 381)	1	8	3.6
*18 x 18 (457 x 457)	17 3/4 x 17 (451 x 432)	1	12	4.5
*24 x 24 (609 x 609)	23 3/4 x 23 (603 x 584)	1	15	6.8

*(NOT RECOMMENDED FOR CEILING)



Scan or Click



To view Pricing and Additional Product Info.

LEED READY: THIS PRODUCT CONTRIBUTES TO LEED® CREDITS



■ PROJECT DATA

Custom Sizes Available - Fast!

PROJECT NAME :	QTY	W	H	OPTIONS
ARCHITECT :				
DEALER :				
CONTRACTOR :				
LOCATION :	SPECIAL INSTRUCTIONS :			
DATE :				
TAGGING INSTRUCTIONS :	SUBMITTAL APPROVAL : (signature or stamp)			

TELEPHONE:
1-888-457-1275
FAX:
1-888-626-2907



PO BOX 66738 #76520,
SAINT LOUIS, MO
63166-6738
USA



WEBSITE:
www.AccessDoorsAndPanels.com
E-MAIL:
info@AccessDoorsAndPanels.com