



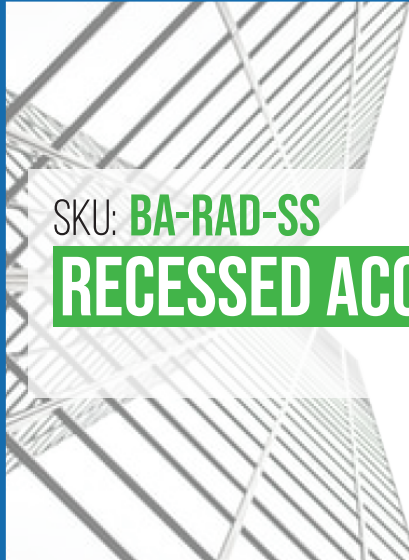
Quality Access Doors- FAST!

SUBMITTAL/TECHNICAL DATA SHEET

www.AccessDoorsAndPanels.com

STANDARD OPTIONS

- MATERIAL:**
16 gauge cold rolled steel
- HINGE:**
Continuous piano hinge
- LOCK / LATCH:**
Allen hex head cam latch
- RECESS:**
5/8" Standard
- FINISH:**
High quality white powder coat primer
- PACKAGING:**
Individually wrapped, 1 per box



SKU: **BA-RAD-SS**

RECESSED ACCESS DOOR

WITHOUT FLANGE

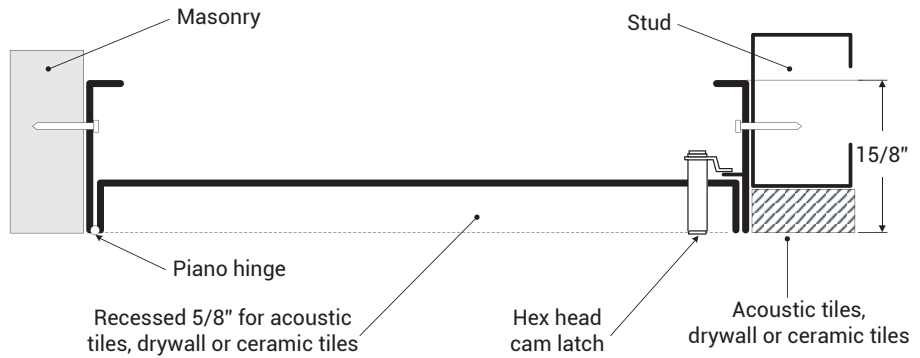


■ DIMENSIONS AND APPEARANCE

>> [CLICK TO VIEW ADDITIONAL DETAILS AND PRICING <<](#)

OPTIONS AVAILABLE

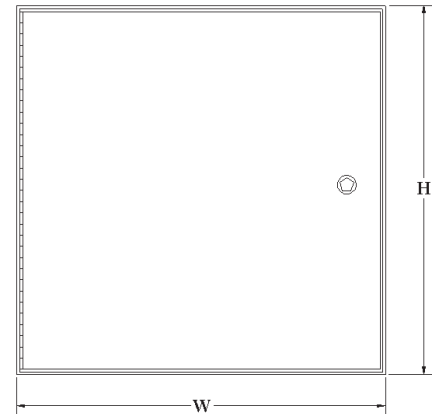
- LATCH:**
Key operated cylinder cam latch
- MATERIAL:**
Stainless steel 304 #4 (brushed finish)
- RECESS:**
1/2" to 3/4" (standard 2" frame)
13/16" to 1 1/2" (special 3" frame)



■ DIMENSIONS AND APPEARANCE

DOOR SIZE W x H INCHES (MM)	NUMBER OF LOCKS	WEIGHT	
		LBS	KG
8 x 8 (203 x 203)	3	1.4	
12 x 12 (304 x 304)	5	2.3	
16 x 16 (406 x 406)	9	4.1	
18 x 18 (457 x 457)	11	5.0	
24 x 24 (609 x 609)	16	7.3	

Rough wall opening door size + 1/4" or +6mm



Scan or Click



To view Pricing and Additional Product Info.

LEED READY: THIS PRODUCT CONTRIBUTES TO LEED® CREDITS

■ PROJECT DATA

Custom Sizes Available - Fast!

PROJECT NAME :	QTY	W	H	OPTIONS
ARCHITECT :				
DEALER :				
CONTRACTOR :				
LOCATION :	SPECIAL INSTRUCTIONS :			
DATE :				
TAGGING INSTRUCTIONS :	SUBMITTAL APPROVAL : (signature or stamp)			



TELEPHONE:
1-888-457-1275
FAX:
1-888-626-2907



PO BOX 66738 #76520,
SAINT LOUIS, MO
63166-6738
USA



WEBSITE:
www.AccessDoorsAndPanels.com
E-MAIL:
info@AccessDoorsAndPanels.com