



Quality Access Doors- FAST!

# SUBMITTAL/TECHNICAL DATA SHEET

www.AccessDoorsAndPanels.com

## STANDARD OPTIONS

- MATERIAL:**  
16 gauge cold rolled steel frame and 14 gauge galvaneal steel door
- INSULATION:**  
Mineral wool
- HINGE:**  
Continuous piano hinge
- LOCK / LATCH:**  
Self latching tool-key operated slam latch and/or ring operated slam latch, both included
- INSIDE PANEL RELEASE:**  
Standard on all doors over 12" x 12"
- AUTOMATIC PANEL CLOSER:**  
Standard on all doors
- FINISH:**  
High quality white powder coat primer
- PACKAGING:**  
Individually wrapped, 1 per box

## OPTIONS AVAILABLE

- LOCK / LATCH:**
- Mortise deadbolt lock
  - Hex head slam latch
  - Handle operated slam latch
  - Mortise preparation for cylinder (Cylinder optional)
- MATERIAL:**  
Stainless steel #4 (brushed finish)
- MASONRY ANCHOR:**  
Available on all sizes

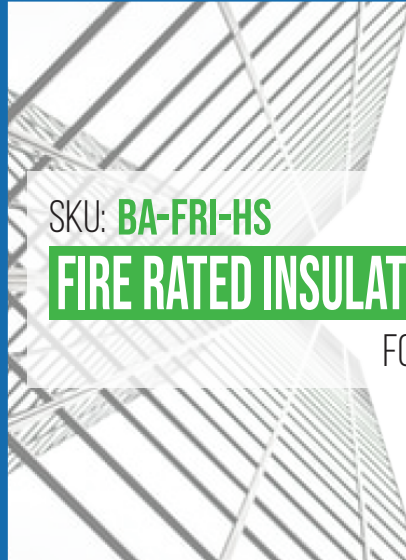
Fire Rating information on Page 2

Scan or Click



To view Pricing and Additional Product Info.

LEED READY: THIS PRODUCT CONTRIBUTES TO LEED® CREDITS



SKU: **BA-FRI-HS**

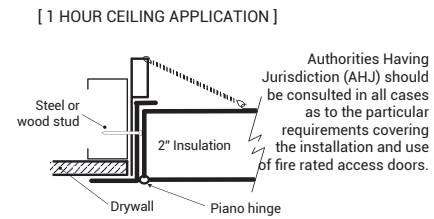
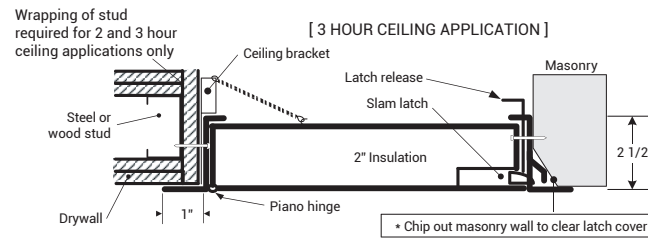
## FIRE RATED INSULATED ACCESS DOOR

FOR ALL SURFACE TYPES



## INSTALLATION

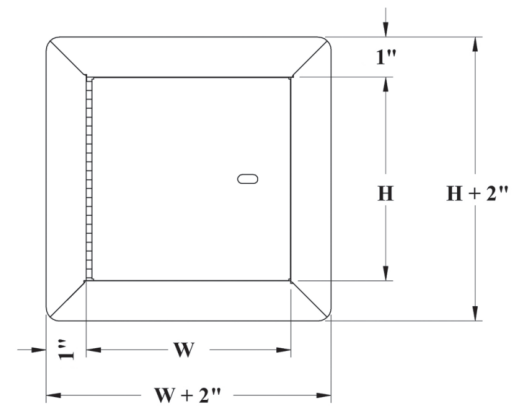
>> [CLICK TO VIEW ADDITIONAL DETAILS AND PRICING <<](#)



## DIMENSIONS AND APPEARANCE

### STANDARD SIZES:

DOOR SIZE W X H INCHES (MM)	NUMBER OF LOCKS	WEIGHT	
		LBS	KG
8 x 8 (203 x 203)	1	7	3.2
10 x 10 (254 x 254)	1	8	3.6
12 x 12 (304 x 304)	1	10	4.5
14 x 14 (355 x 355)	1	12	5.4
16 x 16 (406 x 406)	1	14	6.4
18 x 18 (457 x 457)	1	17	7.7
22 x 22 (558 x 558)	1	20	9.1
22 x 30 (558 x 762)	1	30	13.6
22 x 36 (558 x 914)	2	34	15.5
24 x 24 (609 x 609)	1	28	12.7
24 x 36 (609 x 914)	2	36	16.4
* 24 x 48 (609 x 1219)	2	48	21.8
* 30 x 30 (762 x 762)	1	40	18.1
* 32 x 32 (812 x 812)	2	43	19.5
* 36 x 36 (914 x 914)	2	50	22.7
* 48 x 48 (1219 x 1219)	2	83	37.7



ROUGH WALL OPENING IS DOOR SIZE + 1/4" OR + 6MM  
\*NOT AVAILABLE FOR CEILING RATING (MAXIMUM 24"X36")

## PROJECT DATA

Custom Sizes Available - Fast!

PROJECT NAME :	QTY	W	H	OPTIONS
ARCHITECT :				
DEALER :				
CONTRACTOR :				
LOCATION :	SPECIAL INSTRUCTIONS :			
DATE :				
TAGGING INSTRUCTIONS :	SUBMITTAL APPROVAL : (signature or stamp)			

TELEPHONE:  
1-888-457-1275

FAX:  
1-888-626-2907



PO BOX 66738 #76520,  
SAINT LOUIS, MO  
63166-6738  
USA



WEBSITE:  
www.AccessDoorsAndPanels.com

E-MAIL:  
info@AccessDoorsAndPanels.com

## ■ FIRE RATING

**FOR INSTALLATION IN VERTICAL WALL ASSEMBLIES:**  
 CERTIFIED TO STANDARDS: UBC 7-2 (1997), UL 10B (1997), UL 10B (2009), NFPA 252 (2003), NFPA 252 (2008), NFPA 252 (2012), CAN/ULC S104 (R1985), CAN/ULC S104 (2010).  
 RATING ACHIEVED: 3 hours, neutral/negative pressure.  
 MAXIMUM SIZE: 48" wide x 48" high (1219 mm x 1219 mm).  
 Maximum area of 2304 in<sup>2</sup>

Tolerance on height and width limitation is ± 3" (76 mm) as long as the area does not exceed 2304 in<sup>2</sup>

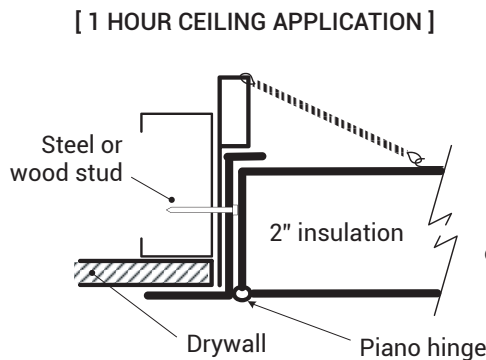
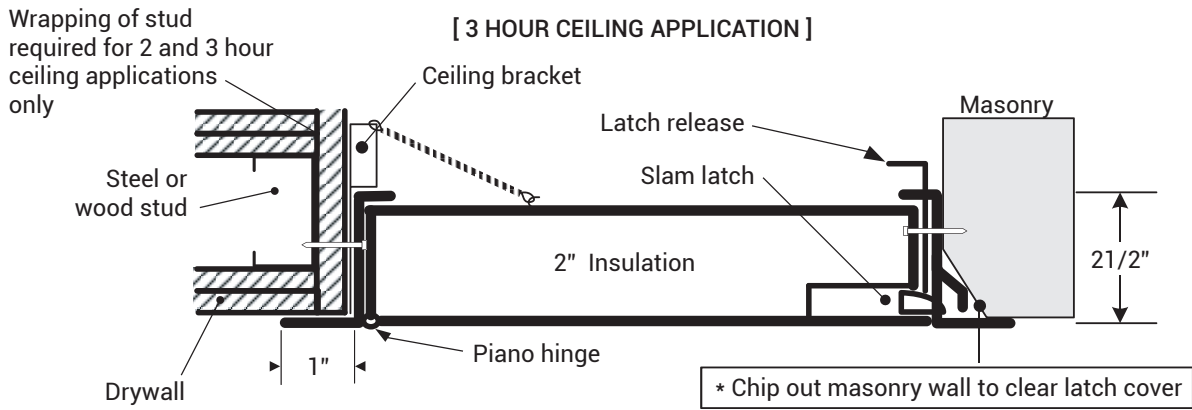
TEMPERATURE RISE: 250°F (121°C) after 30 min. 450°F (232°C) after 60 min.

**FOR INSTALLATION IN HORIZONTAL CEILING ASSEMBLIES:**  
 CERTIFIED TO STANDARDS: ASTM E119 (2012), CAN/ULC S101 (2007).  
 RATING ACHIEVED: 3 hours in non-combustible construction. 1 hour in combustible construction.  
 MAXIMUM SIZE: 24" x 36" (hinges & latch on 36" long sides) (610 mm x 914 mm).

Tolerances on dimension limitations are ± 3" (76 mm) as long as the area does not exceed 864 in<sup>2</sup>

TEMPERATURE RISE: Not applicable.

## ■ INSTALLATION: WALLS AND CEILINGS



Authorities Having Jurisdiction (AHJ) should be consulted in all cases as to the particular requirements covering the installation and use of fire rated access doors.



TELEPHONE:  
 1-888-457-1275  
 FAX:  
 1-888-626-2907



PO BOX 66738 #76520,  
 SAINT LOUIS, MO  
 63166-6738  
 USA



WEBSITE:  
[www.AccessDoorsAndPanels.com](http://www.AccessDoorsAndPanels.com)  
 E-MAIL:  
[info@AccessDoorsAndPanels.com](mailto:info@AccessDoorsAndPanels.com)