



# SUBMITTAL/TECHNICAL DATA SHEET

www.AccessDoorsAndPanels.com

## APPLICATION

This access door is ideal for use in laboratories, clean rooms, operating rooms, etc. where an airtight/watertight seal is required

## FEATURES

- ADWT PCB is a flush access door that has been tested for air infiltration and water penetration
- Door and Frame fully welded
- Continuous Bulb Trim Gasket
- Continuous Stainless Steel Piano Hinge
- Air Infiltration: less than 0.01 cfm/sq foot – ASTM E 283
- Water Penetration : no leakage at 15.05 psf – ASTM E 331

## SPECIFICATIONS

**DOOR / DOOR FRAME:** Flush to frame with reinforced edges

Stainless Steel or Steel: 16 gauge door; 16 gauge mounting frame

**HINGE:** Continuous exposed stainless steel piano hinge

**GASKET:** Continuous Bulb Trim Seal

**STANDARD LATCH:** Stainless Steel phillips head screws standard

**OPTIONAL LATCHES/LOCKS:** stainless steel allen head screws, stainless steel spanner head screws, torx, cylinder lock & key

**FINISH:** Steel: 5-stage iron phosphate preparation with prime coat of White alkyd baking enamel OR Stainless Steel: Type 304 - #4 satin polish



SKU: **ADWT PCB**

# SPECIALTY DOORS

AIRTIGHT/WATERTIGHT



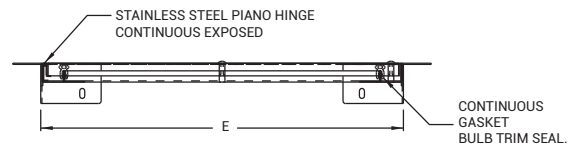
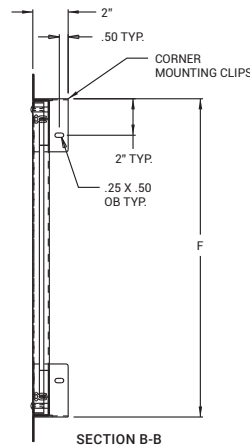
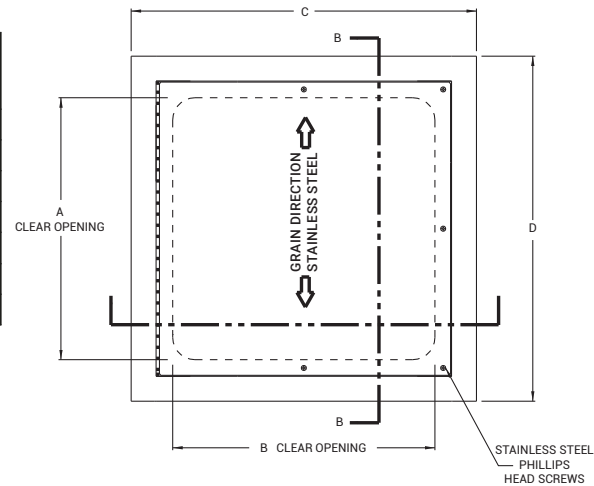
## DIMENSIONS AND APPEARANCE

>> CLICK TO VIEW ADDITIONAL DETAILS AND PRICING <<

### STANDARD SIZES:

DOOR SIZE W x H INCHES (MM)	WEIGHT	
	LBS	KG
12 x 12 (305 x 305)	8	3.6
14 x 14 (355 x 355)	11	5
18 x 18 (457 x 457)	15	6.8
24 x 24 (610 x 610)	22	10
24 x 36 (610 x 914)	29	13.1
30 x 30 (762 x 762)	32	14.5
30 x 48 (762 x 1219)	44	20

Wall or ceiling opening is W + 3/8" ( 9 mm)  
For detailed specifications see submittal sheet



**STANDARD FEATURES:**  
FRAME FULLY WELDED TO PREVENT LEAKAGE.  
CONTINUOUS GASKET BULB TRIM SEAL.  
STAINLESS STEEL PHILLIPS HEAD SCREWS

For a complete list of options visit [www.AccessDoorsAndPanels.com](http://www.AccessDoorsAndPanels.com)

Proprietary property of Acudor Products, Inc., sold and distributed with proper authorization

## PROJECT DATA

Custom Sizes Available - Fast!

PROJECT NAME :	QTY	W	H	OPTIONS
ARCHITECT :				
DEALER :				
CONTRACTOR :				
LOCATION :	SPECIAL INSTRUCTIONS :			
DATE :				
TAGGING INSTRUCTIONS :	SUBMITTAL APPROVAL : (signature or stamp)			

Scan or Click



To view Pricing and Additional Product Info.

TELEPHONE:  
1-888-457-1275  
FAX:  
1-888-626-2907



PO BOX 66738 #76520,  
SAINT LOUIS, MO  
63166-6738  
USA



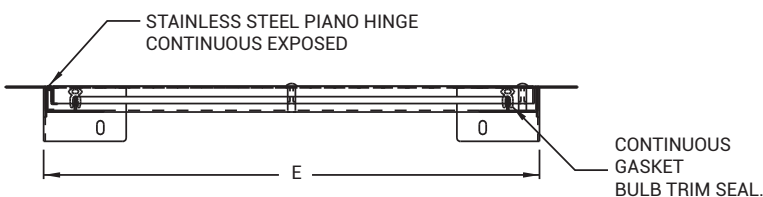
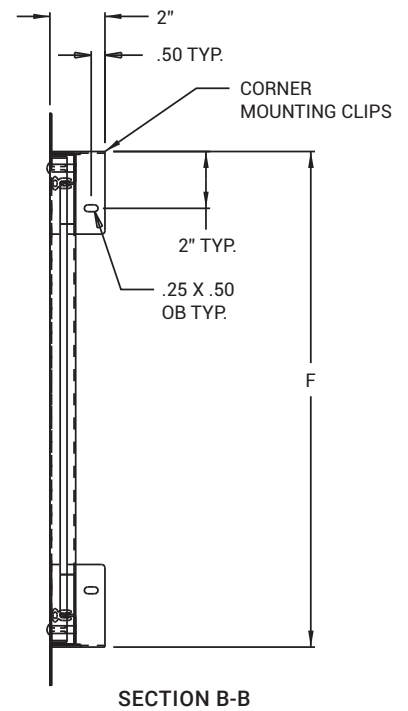
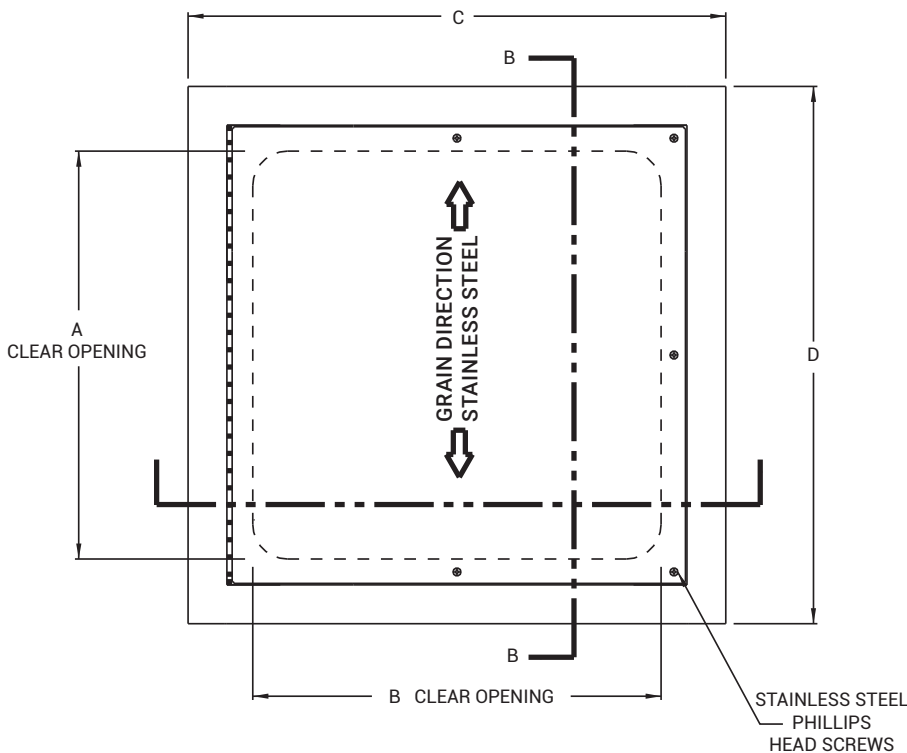
WEBSITE:  
[www.AccessDoorsAndPanels.com](http://www.AccessDoorsAndPanels.com)  
E-MAIL:  
[info@AccessDoorsAndPanels.com](mailto:info@AccessDoorsAndPanels.com)



# ADWT PCB

# SPECIALTY DOORS AIRTIGHT/WATERTIGHT

NOMINAL DOOR SIZE	A	B	C	D	E	F	SCREWS
in. (mm)							
12 x 12 (305 x 305)	9.65 (245)	9.65 (245)	14.75 (375)	14.75 (375)	12.00 (305)	12.00 (305)	2
14 x 14 (355 x 355)	11.65 (296)	11.65 (296)	16.75 (425)	16.75 (425)	14.00 (355)	14.00 (355)	2
18 x 18 (457 x 457)	15.65 (397)	15.65 (397)	20.75 (527)	20.75 (527)	18.00 (457)	18.00 (457)	2
24 x 24 (610 x 610)	21.65 (550)	21.65 (550)	26.75 (679)	26.75 (679)	24.00 (610)	24.00 (610)	2
24 x 36 (610 x 914)	33.65 (855)	21.65 (550)	26.75 (679)	38.75 (984)	24.00 (610)	36.00 (914)	3
30 x 30 (762 x 762)	27.65 (702)	27.65 (702)	32.75 (832)	32.75 (832)	30.00 (762)	30.00 (762)	5
30 x 48 (762 x 1219)	45.65 (1159)	27.65 (702)	32.75 (832)	50.75 (1289)	30.00 (762)	48.00 (1219)	5



STANDARD FEATURES:  
 FRAME FULLY WELDED TO PREVENT LEAKAGE.  
 CONTINUOUS GASKET BULB TRIM SEAL.  
 STAINLESS STEEL PHILLIPS HEAD SCREWS