

DESCRIPTION

The insulated Fire-Rated Security Access Door is constructed of heavy-duty materials to prevent unwanted access through openings in fire-rated walls.

FEATURES

- **FIRE-RATED:** Independent third-party tested and UL listed and labeled for 1-1/2 hour fire rating.
- **SELF-CLOSING:** This door is designed with a spring for secure self-closing wall applications.
- **CUSTOM SIZES:** Custom sizes are available, from 12 inches by 12 inches to 48 inches by 48 inches.

SPECIFICATIONS

DOOR:
OUTER - 14 gauge Steel Outer Door
INNER - 20 gauge Steel Inner Door

FRAME: 16 gauge Steel

SIZE:

Min: 6 inches by 12 inches

Max:

• ST: 24 inches by 72 inches or 48

inches by 48 inches

• SW/SP: 36 inches by 48 inches

INSTALLATION: Wall

FLANGE: 1 inch Exposed, Drywall Bead or Plaster Bead

HINGE:

ST: Flush Continuous Piano

SW/SP: Concealed Pin

INSULATION: 2 inch Fire-Rated Mineral Fiber

CERTIFICATION: UL listed "B" label for 1-1/2 hours

FINISH: White Powder Coat

WARRANTY: 1 year

OPTIONS: Flanges, Latches, Materials, Gaskets, Anchors

SKU: **N STM**

INSULATED FIRE-RATED SECURITY ACCESS DOOR



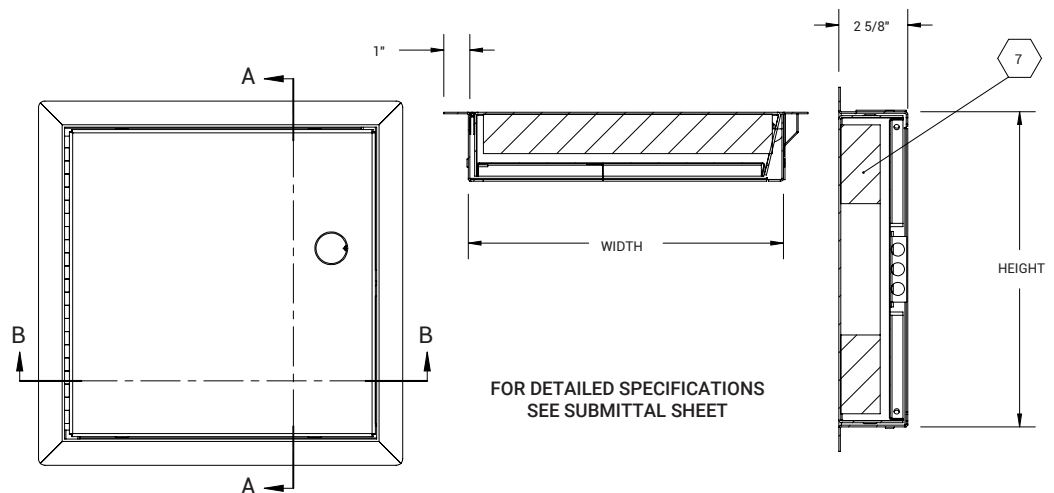
DIMENSIONS AND APPEARANCE

>> CLICK TO VIEW ADDITIONAL DETAILS AND PRICING <<

ORDER GUIDE:

BASE	FLANGE	LATCH	WIDTH	X	LENGTH	OPTIONS
S						
	T 1 inch Flange	K Knurled Knob / Key Operated Latch Bolt	STANDARD SIZES (W X L)			B Galvannealed
	W Drywall Bead	M Mortise Lock (1-1/8") Prep	12" X 12"		24" X 24"	G Gasketing
			16" X 16"		24" X 36"	M Masonry Anchors
	P Plaster Bead		18" X 18"		24" X 40"	S Type 304 Stainless Steel
			22" X 30"		24" X 48"	

Rough opening is door size + 1/4 inch minimum. Additional sizes available, call for more information.



For a complete list of options visit
www.AccessDoorsAndPanels.com

PROJECT DATA

Custom Sizes Available - Fast!

PROJECT NAME :	QTY	W	H	OPTIONS
ARCHITECT :				
DEALER :				
CONTRACTOR :				
LOCATION :	SPECIAL INSTRUCTIONS :			
DATE :	SUBMITTAL APPROVAL : (signature or stamp)			
TAGGING INSTRUCTIONS :				

Scan  or  Click



To view Pricing and
Additional Product Info.

TELEPHONE:
1-888-457-1275
FAX:
1-888-626-2907



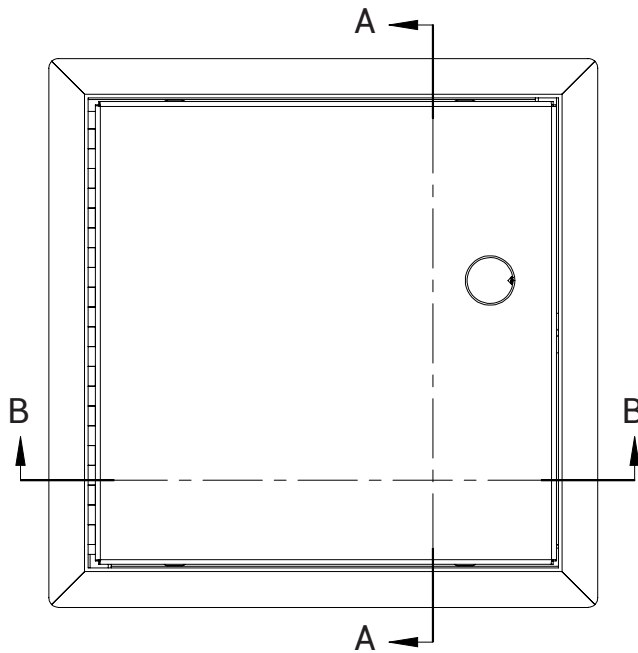
PO BOX 66738 #76520,
SAINT LOUIS, MO
63166-6738
USA



WEBSITE:
www.AccessDoorsAndPanels.com
E-MAIL:
info@AccessDoorsAndPanels.com

N STM

INSULATED FIRE-RATED SECURITY ACCESS DOOR



NOTES:

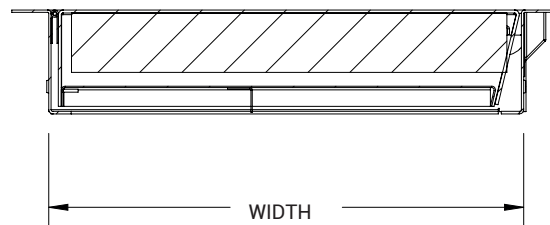
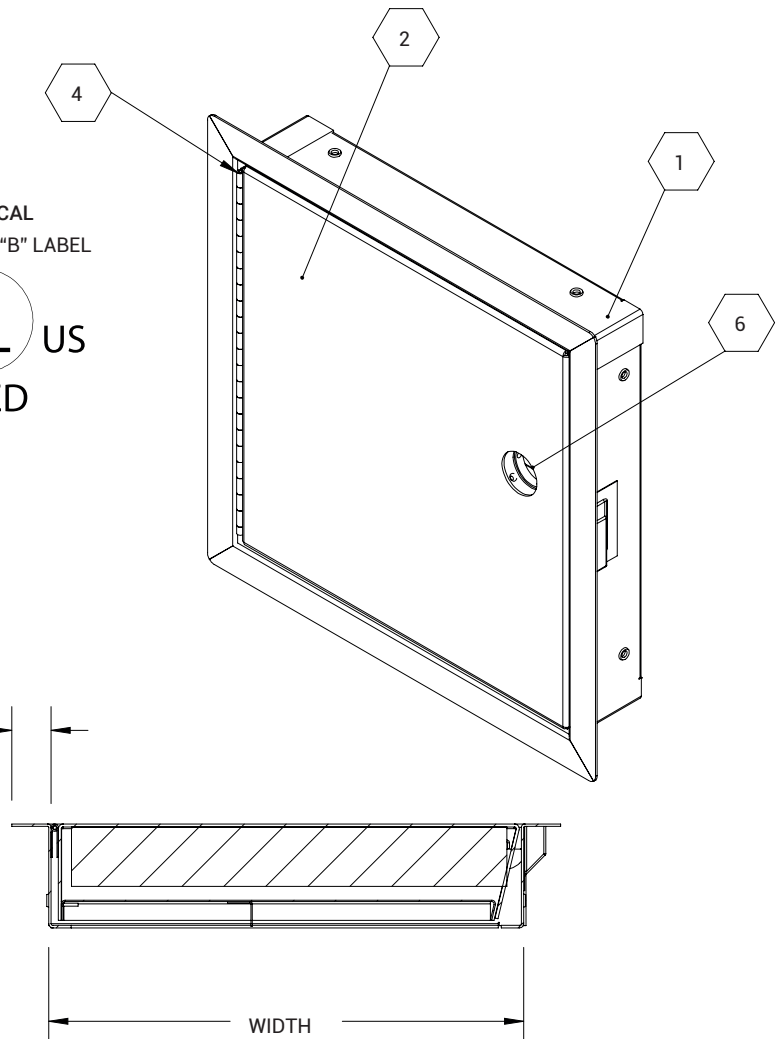
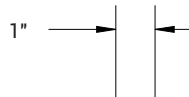
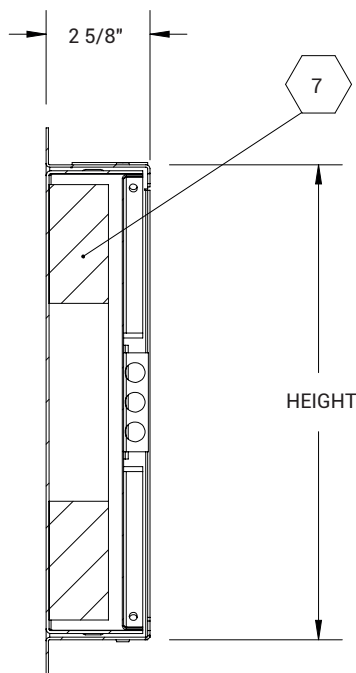
- ① FRAME:
- ② DOOR: Cold Rolled Steel, 14 ga Outer, 20 ga Inner
- ③ FINISH: White Powder Coat
- ④ HINGE:
- ⑤ SECONDARY LATCH: Varies
- ⑥ LOCK: Mortise Prep
- ⑦ INSULATION: 2" Thick Fire Rated Mineral Wool, 8 R-Value

OPTIONS:

- Drip Cap (C)
- Gasket Installed (G)
- Masonry Anchors (M)

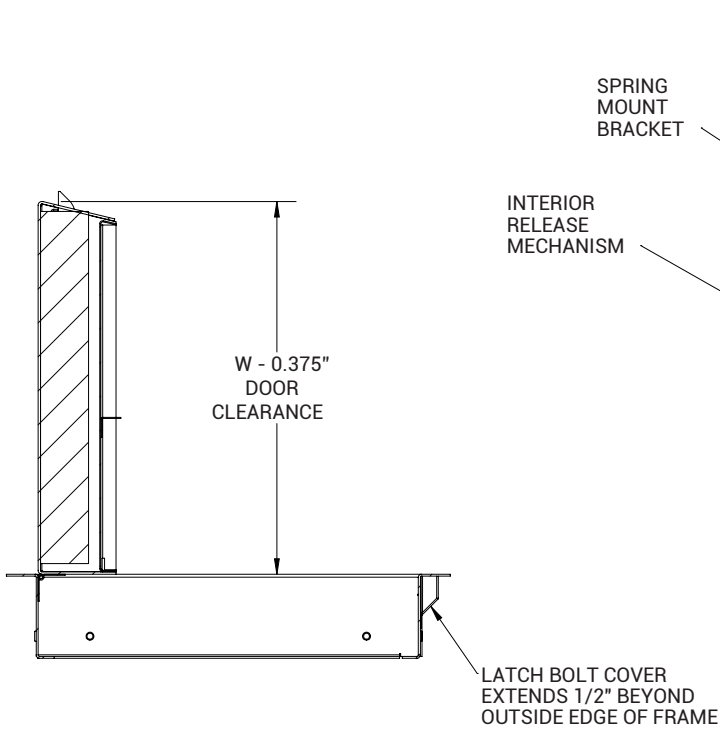
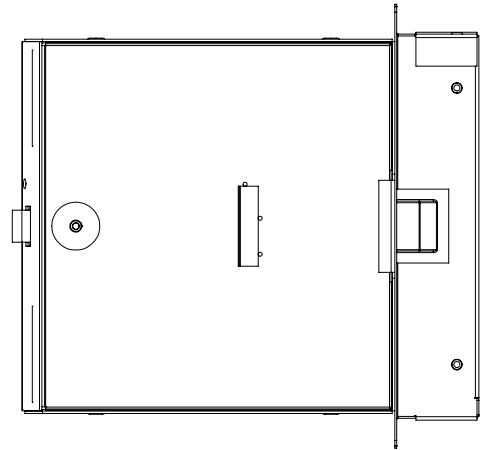
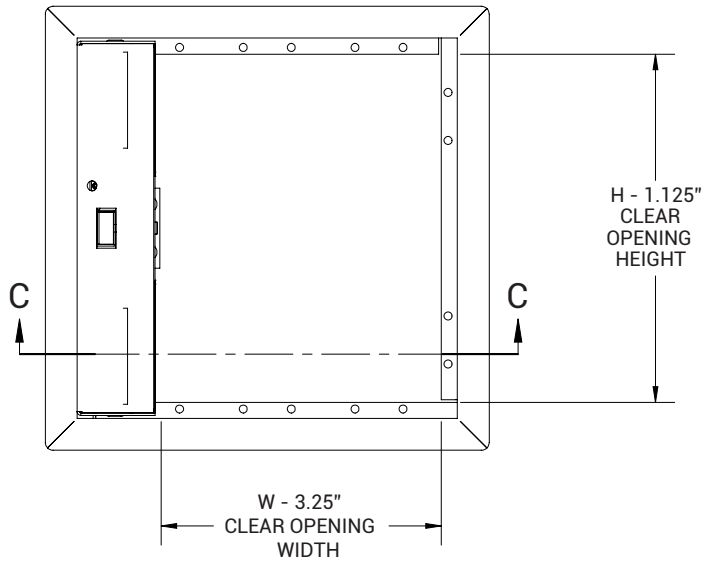
ROUGH OPENING: $W + 0.25" \times H + 0.25"$
CLEAR OPENING: $W - 3.25" \times H - 1.125"$
DEGREE OF OPENING: 125°

VERTICAL
1-1/2 HOUR "B" LABEL



N STM

INSULATED FIRE-RATED SECURITY ACCESS DOOR



SPRING MOUNT BRACKET
INTERIOR RELEASE MECHANISM

