

Concealed

DROP IN ACCESS DOOR

Designed for ceiling applications, the Concealed Drop-In panel provides a seamless, aesthetically pleasing alternative to a traditional steel access door. Finish ready for paint or texture, this access door helps keep the attention where it belongs...on your space.

FEATURES

REDUCED LABOR COSTS Lightweight reinforced gypsum panel allows for single trade installation.

CORNER OPTIONS Standard and custom sizes available in circular, radius and square profiles.

ECO FRIENDLY These panels contain a 70% post-consumer recycled glass content for a truly GREEN product.



DETAILS

DOOR Gypsum Fiber Reinforced

FRAME Gypsum Fiber Reinforced

DOOR SHAPE Radius Corner, Circular or Square Corner

SIZE

- Min: 6 inches by 6 inches
- Max: 48 inches by 48 inches

INSTALLATION Ceiling

FLANGE Drywall

FINISH



Natural Gypsum
White

DOOR SHAPE



Radius
Corner



Circular



Square
Corner

ORDER GUIDE

BASE	DOOR SHAPE	WIDTH	X	LENGTH
BGFR		—	X	
	C Circular	Standard Sizes (W x L)		
	R Radius Corner	9" x 9"	18" x 18"	
		12" x 12"	24" x 24"	
	S Square Corner	16" x 16"	30" x 30"	

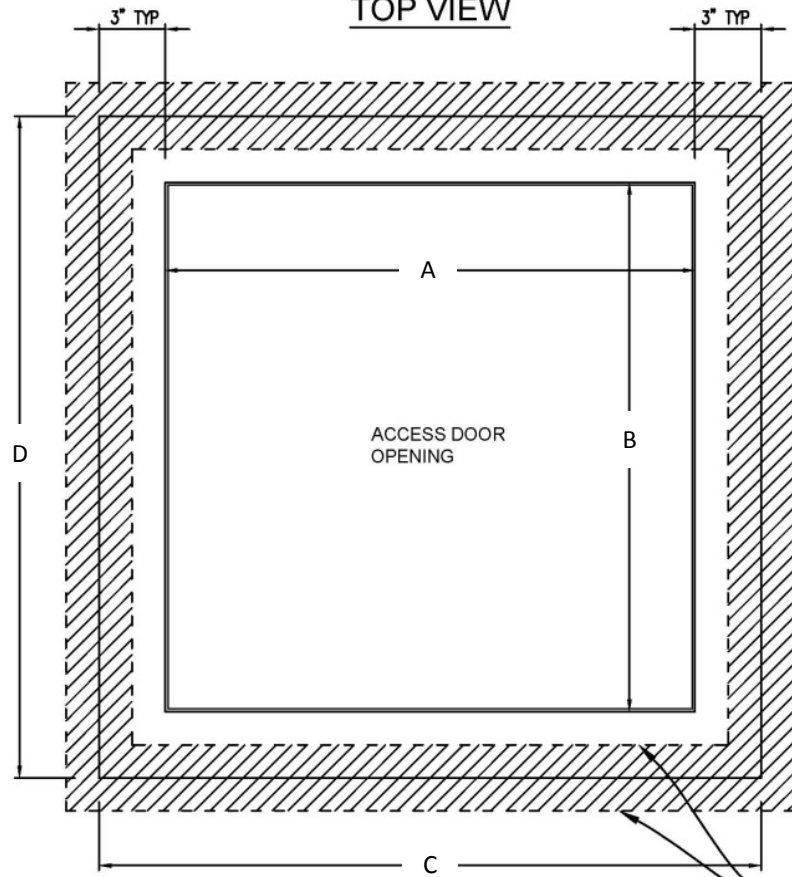
Rough opening is door size + 6 inches.

Additional sizes available, call for more information.

For more information, contact
Access Doors and Panels
www.accessdoorsandpanels.com

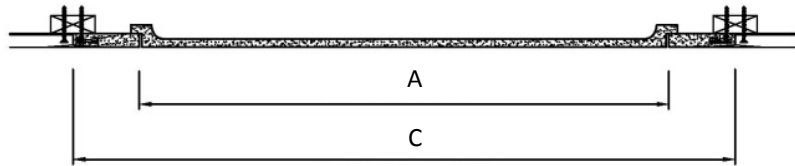
Phone: 1-800-609-2917
Fax: 1-888-828-6021
Email: info@accessdoorsandpanels.com

TOP VIEW

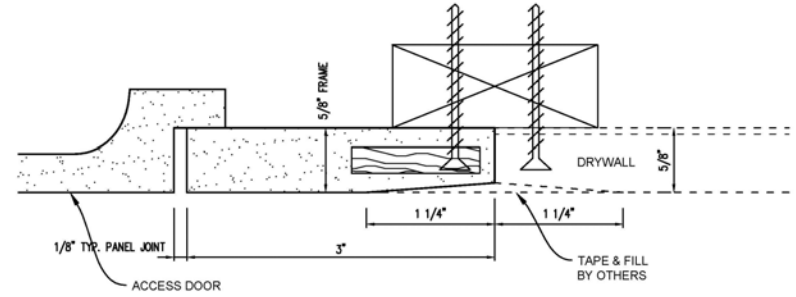


OUTLINE OF TAPE JOINT

WIDTH/HEIGHT + 4.0 = WOOD FRAME OPENING



SECTION VIEW



QTY	PART #	DIM A (DOOR WIDTH)	DIM B (DOOR HEIGHT)	DIM C (ROUGH OPENING WIDTH)	DIM A (ROUGH OPENING HEIGHT)
	GFRS-0909	9.0"	9.0"	15.0"	15.0"
	GFRS-1212	12.0"	12.0"	18.0"	18.0"
	GFRS-1616	16.0"	16.0"	22.0"	22.0"
	GFRS-1818	18.0"	18.0"	24.0"	24.0"
	GFRS-2424	24.0"	24.0"	30.0"	30.0"
	GFRS-3030	30.0"	30.0"	36.0"	36.0"

MATERIALS/TECHNICAL DATA:

- High Density Gypsum Cement Plaster, Natural White
- Post-Consumer Recycled Glass (70% by volume)
- Multi-layered Fiberglass Mat
- Plywood Embedment

OPTIONS:

- 1/2" X 1/8" Neoprene Gasket

PROJECT:			
ARCHITECT:			
CONTRACTOR:			
QTY:			
PART#:			
 9300 73rd Avenue North Brooklyn Park, MN 55428		TITLE:	
NAME	DATE	SIZE	DWG. NO.
RELEASED		A	
			REV -
			SHEET 1