



JL INDUSTRIES

# SUBMITTAL/TECHNICAL DATA SHEET

## DESCRIPTIONS

Double leaf domed equipment hatches add more daylight into your building with domed equipment hatches.

## SPECIFICATIONS

### MATERIAL:

STEEL - 14 gauge galvanized with 22 gauge liner.

ALUMINUM - 11 gauge with 22 gauge liner.

FINISH: Gray prime coat on steel, silver prime coat on aluminum.

DOMES: Clear over white acrylic domes.

GASKETING: Continuous bulb neoprene door seal.

INSULATION: 1" fiberglass insulation in cover, 1/2" rigid fiberboard on curb.

HINGES: Heavy-duty hinges.

HOLD-OPEN ARM: Galvanized steel automatic hold-open arms with red vinyl handles.

LATCHES: Two point universal spring latches on each cover with exterior and interior handles.

SPRING: Pressure intensifiers with compression springs provide lift assistance.

### SIZES:

Minimum: 72" x 72"


Maximum: 72" x 96"

CLEAR OPENING: Minus 8" on width and minus 8" on length.

### OPTIONS:

- Curb-mount
- Double-wall curb
- Curb heights
- Stainless steel hardware
- Polyisocyanurate insulation ■ 1" ■ 2"

For a complete list of options visit [www.AccessDoorsAndPanels.com](http://www.AccessDoorsAndPanels.com)



SKU: **REHVA**  
**ROOF HATCH**

## DIMENSIONS AND APPEARANCE

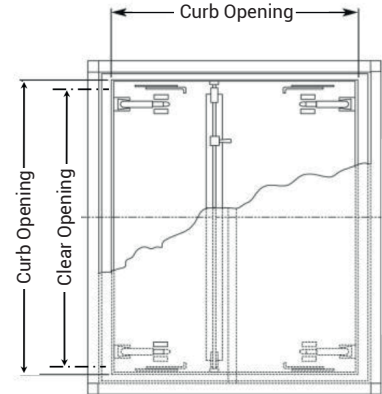
>> CLICK TO VIEW ADDITIONAL DETAILS AND PRICING <<

### STANDARD SIZES:

MODEL	PRIOR MODEL	MATERIAL	CURB	CLEAR
REHVA-7272PSI	DEHA-7272	Aluminum	72" x 72"	64" x 64"
REHVA-7296PSI	DEHA-7296 (DEHA-1)	Aluminum	72" x 96"	64" x 88"
REHVG-7272PG	DEHG-7272	Steel	72" x 72"	64" x 64"
REHVG-7272PSI	DEHGA-7272	Steel Curb & Aluminum Lids	72" x 72"	64" x 64"
REHVG-7296PSI	DEHGA-7296 (DEHGA-1)	Steel Curb & Aluminum Lids	72" x 96"	64" x 88"

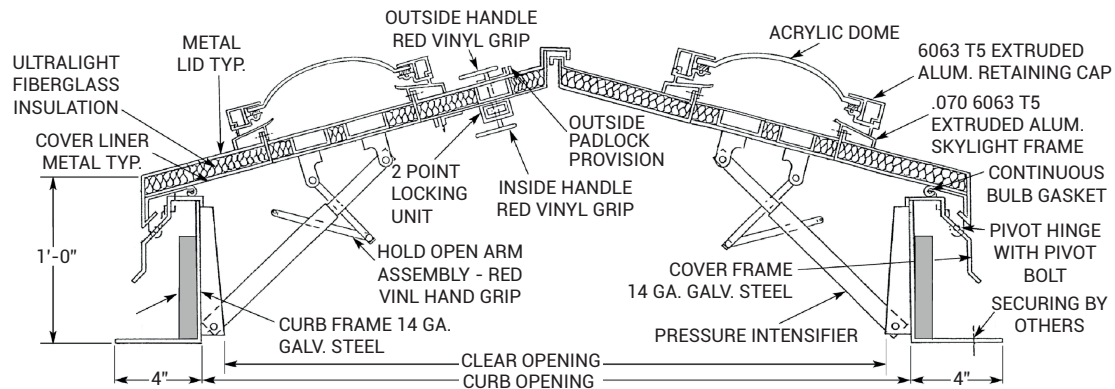
### DOME OPTIONS:

- Polycarbonate:
  - Double Dome: White over clear
  - Single Dome: ■ White ■ Clear
- Acrylic:
  - Double Dome: White over clear
  - Single Dome: ■ White ■ Clear



VIEW

### MODEL REHVG SHOWN BELOW



## PROJECT DATA

Custom Sizes Available - Fast!

Scan or Click



To view Pricing and Additional Product Info.

PROJECT NAME :	QTY	W	H	OPTIONS
ARCHITECT :				
DEALER :				
CONTRACTOR :				
LOCATION :	SPECIAL INSTRUCTIONS :			
DATE :				
TAGGING INSTRUCTIONS :	SUBMITTAL APPROVAL : (signature or stamp)			

TELEPHONE:  
1-888-457-1275

FAX:  
1-888-626-2907



PO BOX 66738 #76520,  
SAINT LOUIS, MO  
63166-6738  
USA



WEBSITE:  
[www.AccessDoorsAndPanels.com](http://www.AccessDoorsAndPanels.com)

E-MAIL:  
[info@AccessDoorsAndPanels.com](mailto:info@AccessDoorsAndPanels.com)