

APPLICATION

Folding attic ladders enable safe and easy access to non-inhabited spaces without the need for installing costly and space consuming staircases. Insulated fire rated wooden model LWF is recommended for building codes require fire protections.

SPECIFICATIONS

HATCH:

Insulated, sandwich type, white
Thickness: 3¹/₈"
Thermal insulation thickness: 2⁷/₈"
No lock – unloading mechanism automatically presses the hatch to the box, opening with the use of a control rod gasket that expands under extreme heat.

FRAME:

Pinewood
Height: 85/8"
Gasket: 3 pcs

LADDER:

Pinewood
Ladder width: 15"
Stringer height: 3¹/₈"
Distance between steps: 9⁷/₈"

STEPS:

Made of pinewood
Equipped with anti-slip profile
Step width: 3¹/₈"
Thickness: 7/8"
Length: 13¹/₄"

STANDARD ACCESSORIES:

Handrail in red colour
Plastic ends
Control rod for opening the hatch.

SKU: **LWF**

FIRE-RATED ATTIC LADDER



DIMENSIONS AND APPEARANCE

[>> CLICK TO VIEW ADDITIONAL DETAILS AND PRICING <<](#)

DIMENSIONS:

Rough Opening	Room Height
22.5" x 47"	7'5" – 8'11"
25" x 47"	
22.5" x 54"	
25" x 54"	7' 11 ¹ / ₂ " – 10'1"
30" x 54"	

TECHNICAL PARAMETERS:

Maximum loading	350 lbs
Heat transfer coefficient	R-value: 8.9
Fire rating:	
ASTM E119-14	43 min
NFPA 288	30 min

COMPATIBLE ACCESSORIES:

Ladder Balustrade LXB-U	The balustrade is available in one standard size 30"x54" for all attic ladders.
Metal handrail LXH	While ordering handrail please provide attic ladder type
Installation brackets LXX	Maximum ceiling 17"
Wooden trim LXL-P, LXL-W	The trims are available in one size 30"x54" for smaller sizes have to be cut.
PCV trim LXL-PVC	The trims are available in size 30"x54" for smaller sizes have to be cut.
Box extension LXN	The standard box height is 4". While ordering the LXN please provide ladder type and size.
Upper hatch LXW	The height of the upper hatch box is 7 ³ / ₄ ".



For more details see the second page

ASSEMBLY INFORMATION

The LWF Attic Ladder requires screwing side elements of the supports which for transport purposes are unscrewed. New design of the loft ladder (hatch fastened by means of special the so-called "clicks") allows for easy and quick installation without the need for entering the attic. The length of the last segment should be cut on-site to suit to existing ceiling height. Installation of the product must be carried out in accordance with the included fitting instructions.

For a complete list of options visit
www.AccessDoorsAndPanels.com

PROJECT DATA

Scan  or  Click



To view Pricing and
Additional Product Info.

PROJECT NAME :	QTY	W	H	OPTIONS
ARCHITECT :				
DEALER :				
CONTRACTOR :				
LOCATION :	SPECIAL INSTRUCTIONS :			
DATE :				
TAGGING INSTRUCTIONS :	SUBMITTAL APPROVAL : (signature or stamp)			



TELEPHONE:
1-888-457-1275
FAX:
1-888-626-2907



PO BOX 66738 #76520,
SAINT LOUIS, MO
63166-6738
USA








WEBSITE:
www.AccessDoorsAndPanels.com
E-MAIL:
info@AccessDoorsAndPanels.com



LWF

FIRE-RATED ATTIC LADDER

SIZE:						
LWF		22½ x 47	25 x 47	22½ x 54	25 x 54	30 x 54
Ceiling height	H	7'5" - 8'11"		7'11½" – 10'1"		
Rough opening	AxB	22½" x 47"	25" x 47"	22½" x 54"	25 x 54"	30 x 54"
Outside frame dimensions		22" x 46⅝"	24½" x 46⅝"	22" x 53½"	24½" x 53½"	29½" x 53½"
Internal dimensions		20½" x 44⅞"	23" x 44⅞"	20½" x 51¾"	23" x 51¾"	28" x 51¾"
Projection	R	67"			73 ¼"	
Landing space	C	61"			65¾"	
Folder ladder height	K	15"				
Frame height		8⅝"				

