

APPLICATION

LST is an insulated scissor attic ladder designed to provide safe and easy access to non-inhabited spaces. It eliminates a need for installing more expensive and space consuming staircases. Insulated scissor model LST is recommended for garages, inside houses, projects with insulation requirements.

FEATURES

- Insulated door with white finish
- Weather seal gasket
- White metal trim
- Non-slip steps
- Add or detach steps
- System of adjusting the ladder length to the ceiling height
- Quick installation in the ceiling
- Additional accessories available
- 2 years warranty

SPECIFICATIONS

HATCH:
Insulated, sandwich type, beige
Thickness: 1 3/8"
Thermal insulation thickness: 1 1/8"
No lock – unloading mechanism automatically presses the hatch to the box, opening with the use of a control rod.

FRAME:
Pinewood ladder box with metal trim and quick-installation brackets included.
Height: 7 3/8"
Gasket: 1 pcs

LADDER:
Metal scissor ladder

STEPS:
Metal, equipped with anti-slip profile.
Tread width: 3 1/8"
Length: 11 1/8", 15"

STANDARD ACCESSORIES:
Control rod for opening the hatch
White metal trim
Installation brackets

For a complete list of options visit www.AccessDoorsAndPanels.com



SKU: **LST**
SCISSOR ATTIC LADDERS

DIMENSIONS AND APPEARANCE

>> CLICK TO VIEW ADDITIONAL DETAILS AND PRICING <<

DIMENSIONS:

Rough Opening	Room Height
22" x 31"	8'2 3/8" - 9'2 1/4"
27" x 31"	
22" x 47"	
25" x 47"	
22" x 54"	
25" x 54"	
30" x 54"	

1 step removed	1 step removed	1 step removed
7'6 1/2"	8'2 3/8"	9'2 1/4"
9'10 1/8"	9'10 1/8"	10'10"
Ladder dimensions are equal to all sizes		
55 1/8"	63"	67"
55 1/8"	51 5/8"	59"
57 1/8"	63"	59"

TECHNICAL PARAMETERS:

Maximum loading	350 lbs
Heat transfer coefficient	R-value: 5.2

ASSEMBLY INFORMATION

The LST Attic Ladder is delivered to the customer fully assembled and does not require any pre-installation work. Installation of the product must be carried out in accordance with the included fitting instructions.

COMPATIBLE ACCESSORIES:

Ladder Balustrade LXB-U	The balustrade is available in one standard size 30"x54" for all attic ladders.
Box extension LXN	The standard box height is 4". While ordering the LXN please provide ladder type and size.
Upper hatch LXW	The height of the upper hatch box is 7 3/4". For the LST model ladder, the extension box should be installed prior to the upper hatch.
LSS additional step	To increase the length of the ladder you can use an extra step: LSS-38 for size 27/31, LSS-31 for sizes: 22/31, 22/47, 22/54, 25/47, 25/54.



For more details see the second page

PROJECT DATA

Scan or Click



To view Pricing and Additional Product Info.

PROJECT NAME :	QTY	W	H	OPTIONS
ARCHITECT :				
DEALER :				
CONTRACTOR :				
LOCATION :	SPECIAL INSTRUCTIONS :			
DATE :				
TAGGING INSTRUCTIONS :	SUBMITTAL APPROVAL : (signature or stamp)			

TELEPHONE:
1-888-457-1275
FAX:
1-888-626-2907










PO BOX 66738 #76520,
SAINT LOUIS, MO
63166-6738
USA



WEBSITE:
www.AccessDoorsAndPanels.com
E-MAIL:
info@AccessDoorsAndPanels.com

LST

SCISSOR ATTIC LADDERS

SIZE:								
LST		22½ x 31½	27½ x 31½	22½ x 47	25 x 47	25½ x 54	25 x 54	30½ x 54
Manufacturer's part number		66875	66876	66820	66821	66822	66823	66877
Ceiling height	H	8'2 ³ / ₈ " – 9'2 ¹ / ₄ "						
Rough opening	AxB	22½" x 31½"	27½" x 31½"	22½"x47"	25" x 47"	22½ x 54"	25" x 54"	30½" x 54"
Outside frame dimensions		22" x 31¼"	27" x 31¼"	22" x 46 ⁵ / ₈ "	24½" x 46 ⁵ / ₈ "	22" x 53¾"	24½" x 53¾"	30" x 53¾"
Outside frame dimensions including trim		24 ³ / ₈ " x 33¼"	29 ⁹ / ₈ " x 33¼"	24 ³ / ₈ " x 49"	26¾" x 49"	24 ³ / ₈ " x 55¾"	26¾" x 55¾"	31 ⁷ / ₈ " x 55¾"
Internal frame dimensions		20½" x 29¼"	25½" x 29¼"	20½" x 44¾"	22 ⁷ / ₈ " x 44¾"	20½" x 51 ⁷ / ₈ "	22 ⁷ / ₈ " x 51¾"	28" x 51¾"
Projection	R	59"						
Landing space	C	57½" – 52¾"						
Folder ladder height	K	15"						
Frame height		7 ⁵ / ₈ "						
Approx. Weight (lbs)		84	92	88	93	97	99	110
Step length	E	11 ⁷ / ₈ "	15"	11 ⁷ / ₈ "				15"
Step width		3 ¹ / ₈ "						
Possibility of adding additional steps		LSS-31	LSS-38	LSS-31				LSS-38

