

APPLICATION

LSF is an fire rated scissor attic ladder designed to provide safe and easy access to non-inhabited spaces. It eliminates a need for installing more expensive and space consuming staircases. Fire rated scissors metal model LSF for building codes require fire protections.

FEATURES

- Fire-resistant metal door with white finish
- White metal trim
- Non-slip steps
- Add or detach steps
- System of adjusting the ladder length to the ceiling height
- Quick installation in the ceiling
- Additional accessories available
- 2 years warranty

SPECIFICATIONS

HATCH:

Insulated, fire-resistant white hatch
Thickness: 2 1/8"
Thermal insulation thickness: 1 1/8"
Hatch equipped with a lock.

FRAME:

Metal ladder box with metal trim and quick-installation brackets included.
Height: 51/2"

LADDER:

Metal scissor ladder

STEPS:

Metal, equipped with anti-slip profile.
Step width: 3 1/8"
Length: 11 1/8", 12 5/8"

STANDARD ACCESSORIES:

Control rod for opening the hatch.

SKU: **LSF**

SCISSOR ATTIC LADDERS



DIMENSIONS AND APPEARANCE

>> CLICK TO VIEW ADDITIONAL DETAILS AND PRICING <<

DIMENSIONS:

Rough Opening	Room Height
22" x 47"	8' 10 1/8" - 9' 10"
25" x 47"	

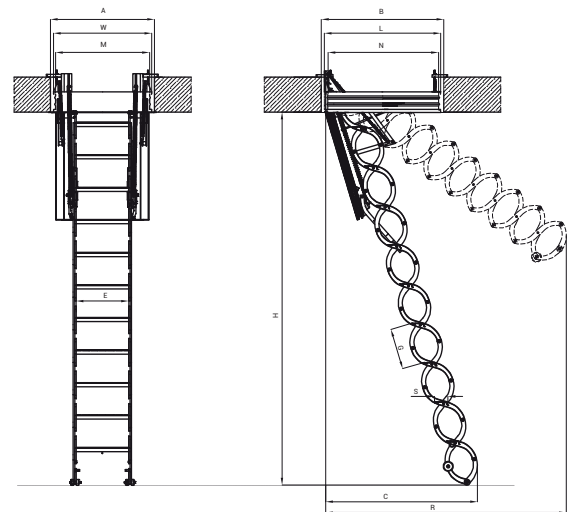
1 step removed	Standard length of ladder (10 steps)		1 additional step
7'10 1/2"	8'10 3/8"	8'10 3/8"	9'10 1/8"
7'10 1/2"	8'10 3/8"	9'10 1/8"	10'6"
Ladder dimensions are equal to all sizes			
65"	65"	67"	71"
72 3/8"	82 3/8"	51 1/4"	47 1/4"

TECHNICAL PARAMETERS:

Maximum loading	350 lbs
Fire Rated	EI2 = 60 min

COMPATIBLE ACCESSORIES:

Ladder Balustrade LXB-U	The balustrade is available in one standard size 30"x54" for all attic ladders.
LSS additional step	To increase the length of the ladder you can use an extra step: LSS-30 for size 22/47, LSS-32 for size 25/47.





For more details see the second page

ASSEMBLY INFORMATION

The LST Attic Ladder is delivered to the customer fully assembled and does not require any pre-installation work. Installation of the product must be carried out in accordance with the included fitting instructions.

For a complete list of options visit
www.AccessDoorsAndPanels.com

PROJECT DATA

Scan  or 



To view Pricing and
Additional Product Info.

PROJECT NAME :	QTY	W	H	OPTIONS
ARCHITECT :				
DEALER :				
CONTRACTOR :				
LOCATION :	SPECIAL INSTRUCTIONS :			
DATE :				
TAGGING INSTRUCTIONS :	SUBMITTAL APPROVAL : (signature or stamp)			



TELEPHONE:
1-888-457-1275
FAX:
1-888-626-2907





PO BOX 66738 #76520,
SAINT LOUIS, MO
63166-6738
USA



WEBSITE:
www.AccessDoorsAndPanels.com
E-MAIL:
info@AccessDoorsAndPanels.com

LSF

SCISSOR ATTIC LADDERS

SIZE:			
LSF		22 x 47	25 x 47
Ceiling height	H	8'10 ³ / ₈ " - 9' 10 ¹ / ₈ "	
Rough opening	AxB	22 ¹ / ₂ " x 47"	25" x 47"
Outside frame dimensions		22" x 46 ⁵ / ₈ "	24 ¹ / ₂ " x 46 ⁵ / ₈ "
Outside frame dimensions including trim		24 ¹ / ₂ " x 49"	27" x 49"
Internal dimensions		20" x 45 ¹ / ₄ "	22 ¹ / ₂ " x 45 ¹ / ₄ "
Projection	R	67" - 71"	
Landing space	C	65" - 51 ¹ / ₄ "	
Folder ladder height	K	17 ³ / ₄ "	
Frame height		5 ¹ / ₂ "	

Step length	E	11 ⁷ / ₈ "	12 ⁵ / ₈ "
Step width		3 ¹ / ₈ "	
Possibility of adding additional steps		LSS-31	LSS-38

