

SUBMITTAL: FDWB™ & FDPW™ SERIES FIRE-RATED CONCEALED FRAME ACCESS PANELS

JL Industries innovative line of fire-rated access panels for every type of installation meets testing standards: UBC 43-7, UL10B, CAN/ULC-S104, ASTM E152. Access panels are rated to 1-1/2 hours for vertical surfaces and 1 hour combustible/3 hour non-combustible horizontal surfaces. All models feature a 2" thick insulated door and spring-assisted closer. A second spring is included on sizes 16" x 16" thru 24" x 36" and must be used for the ceiling fire-rating on these sizes. Panels packaged individually. Sizes: Minimum 8" x 8", maximum 24" x 36".

FDWB: Wallboard Bead (Wall or Ceiling)

Frame: 16 gauge with 1" drywall bead that can be taped for a smooth appearance.
Door: 2" thick, insulated 20 gauge steel with continuous hinge.
Finish: Gray powder coat primer.
Lock: Universal turn ring and key lock (U)

FDPW: Recessed for Application of Plaster (Wall or Ceiling)

Frame: 16 gauge with plasterguard recessed from face 3/4".
Door: 2" thick, insulated 20 gauge steel with continuous hinge.
Finish: Gray powder coat primer.
Lock: Universal turn ring and key lock (U)



Inside of Wall Model

FDWB

FDPW

See Drawings on Page 2 for Dimensions

Fire-Rating of FDWB & FDPW:
Wall Installation: 1-1/2 hour UL "B" label in a 2 hour fire barrier. Test # R13067-1
Ceiling Installation: Warnock Hersey listed for ceiling installations with 3 hour non-combustible rating or 1 hour combustible rating. Test # WHI-495-PSH-0163. Sizes up to 24 x 36.
CSFM: This product has been approved by the California State Fire Marshall (CSFM) pursuant to Section 13144.1 of the California Health and Safety Code. See CSFM Listing No 3330-1223:101 for allowable values and/or conditions for use concerning material presented in this document. It is subject to reexamination, revision and possible cancellation.

STEP 1: SELECT MODEL NUMBER AND QUANTITY ON CHART - PAGE 2

Door Size is Order Size.


STEP 2: SELECT MATERIAL

- (S) Steel
- (G) Galvanized (Additional Cost)
- (SS) 16 Gauge Stainless Steel 16 ga, 304. (Additional Cost)

STEP 3: SELECT LOCK AND OPTIONAL COLOR



- (U) Standard Universal Lock with turn ring and key
- SELECT OPTIONAL LOCKS AND FEATURES BELOW AT ADDITIONAL COST**
- (UM) Mortise slam lock prep for lock by others. This preparation will accept any standard 1-1/8" dia. mortise cylinder and allows you to key to new or existing master key system. Cam must have minimum "x" length of 7/16"
- (UMI) Mortise slam lock prep with model 06431 installed.
- (UK) Slam latch with knurled knob.
- Optional Color Code - [see selection in catalog or website](#), See page 2.
- FDPWE 3" Expanded Metal for Model FDPW for Plaster Installation.

FDPWE Detail

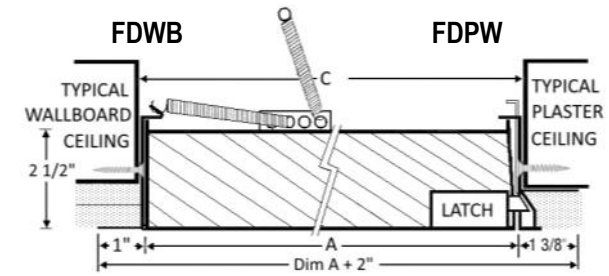


LATCH AND LOCK OPTIONS

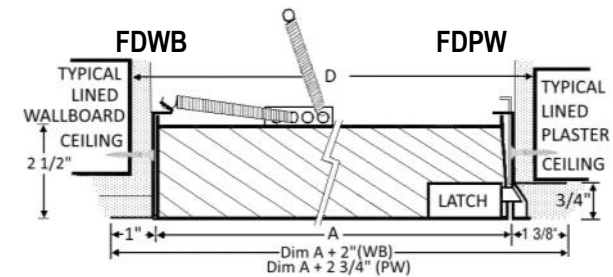
Standard (U) Universal Ring/Key	Optional Knurled Knob (UK)	Optional Mortise Lock (UMI)

 JL INDUSTRIES		Distributor:	Quantity:
		Contractor:	Approved By:
		Model #:	Architect:
		Project:	Date:
Address: PO Box 66738 #76520, Saint Louis, MO 63166-6738 Website: www.AccessDoorsAndPanels.com Phone: 1-800-609-2917 Email: info@accessdoorsandpanels.com Fax: 1-888-626-2907			

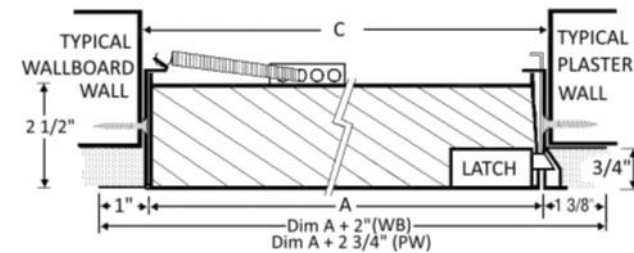
QTY FDPW	QTY FDWB	A		B		C				D		APPROX. SHIPPING WEIGHT In Pounds LBS	LATCH (ES)
		MODEL SIZE	OUTSIDE FRAME DIMEN- SIONS		1- 1/2-Hour UL "B" Rated Wall		1 Hour Combustible Ceiling Opening or 3 Hour Non-Combustible Ceiling		2-3 Hour Non-Combustible Ceiling Rating (Allowance for Fire- Rated Liner of Opening)				
			WIDTH X HEIGHT	W	H	WIDTH	HEIGHT	WIDTH	HEIGHT	WIDTH	HEIGHT		
		8" X 8"	10"	10"	8 3/8"	8 3/8"	8 3/8"	8 3/8"	9 5/8"	9 5/8"	6	1	
		10" X 10"	12"	12"	10 3/8"	10 3/8"	10 3/8"	10 3/8"	11 5/8"	11 5/8"	8	1	
		12" X 12"	14"	14"	12 3/8"	12 3/8"	12 3/8"	12 3/8"	13 5/8"	13 5/8"	10	1	
		14" X 14"	16"	16"	14 3/8"	14 3/8"	14 3/8"	14 3/8"	15 5/8"	15 5/8"	12	1	
		16" X 16"	18"	18"	16 3/8"	16 3/8"	16 3/8"	16 3/8"	17 5/8"	17 5/8"	15	1	
		18" X 18"	20"	20"	18 3/8"	18 3/8"	18 3/8"	18 3/8"	19 5/8"	19 5/8"	17	1	
		20" x 20"	22"	22"	20 3/8"	20 3/8"	20 3/8"	20 3/8"	21 5/8"	21 5/8"	21	1	
		20" x 30"	22"	32"	20 3/8"	30 3/8"	20 3/8"	30 3/8"	21 5/8"	31 5/8"	28	2	
		22" x 22"	22"	22"	20 3/8"	20 3/8"	20 3/8"	20 3/8"	23 5/8"	23 5/8"	26	1	
		22" X 30"	24"	32"	22 3/8"	30 3/8"	22 3/8"	30 3/8"	23 5/8"	31 5/8"	29	2	
		22" X 36"	24"	38"	22 3/8"	36 3/8"	22 3/8"	36 3/8"	23 5/8"	37 5/8"	36	2	
		24" X 24"	26"	26"	24 3/8"	24 3/8"	24 3/8"	24 3/8"	25 5/8"	25 5/8"	27	1	
		24" X 36"	26"	38"	24 3/8"	36 3/8"	24 3/8"	36 3/8"	25 5/8"	37 5/8"	37	2	
		24" X 48**	26"	50"	24 3/8"	48 3/8"	-	-	-	-	54	2	
		30" X 30**	32"	32"	30 3/8"	30 3/8"	-	-	-	-	38	2	
		32" X 32**	34"	34"	32 3/8"	32 3/8"	-	-	-	-	43	2	
		36" X 36**	38"	38"	36 3/8"	36 3/8"	-	-	-	-	52	2	
		36" X 48**	38"	50"	36 3/8"	48 3/8"	-	-	-	-	61	2	



1 HOUR COMBUSTIBLE RATING - CEILING
(Similar To Wall Installation - Requires Secondary Spring to Close Door)



2-3 HOUR NON-COMBUSTIBLE RATING - CEILING
If Opening is to be Lined with Fire-Blocking Wallboard
(Similar To Wall Installation - Requires Secondary Spring to Close Door)



FDWB FDPW
1-1/2 HOUR UL "B" LABEL IN A
2 HOUR FIRE BARRIER - WALL (Top view)

Optional Colors at Additional Cost - Samples Available			
G-Gray	R-Red	B-Black/FBK Flat	SI - Silver
S-Sand	AB-AMS Beige	SB-SC Flat Beige	BR-Bronze

Order Format: _____ - _____ - _____ Example: FDPW-1212UMI-B
 Model Width Height Lock (U Standard, UM Optional & UMI Optional) Color

New FDWB—BIM Objects for Revit

New FDPW—BIM Objects for Revit