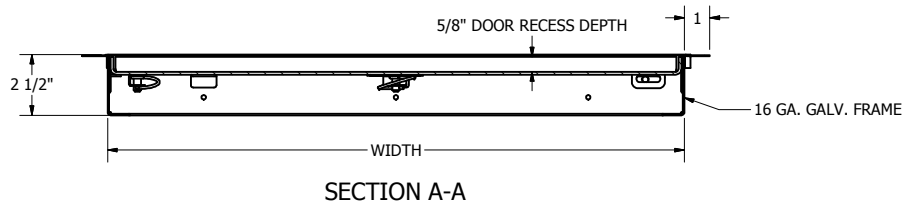
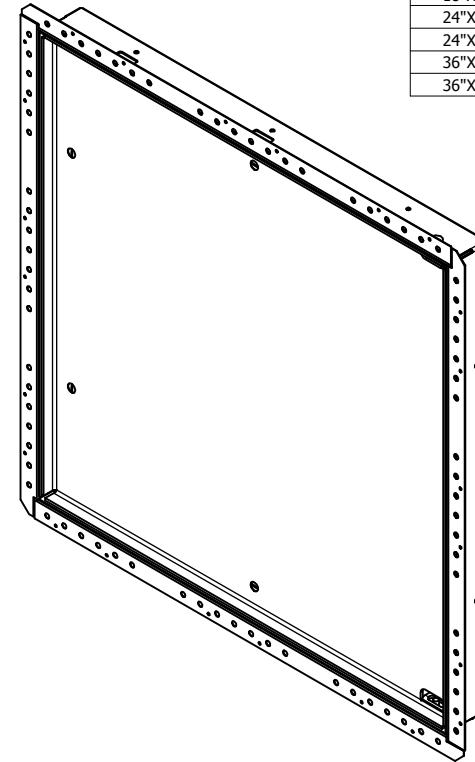
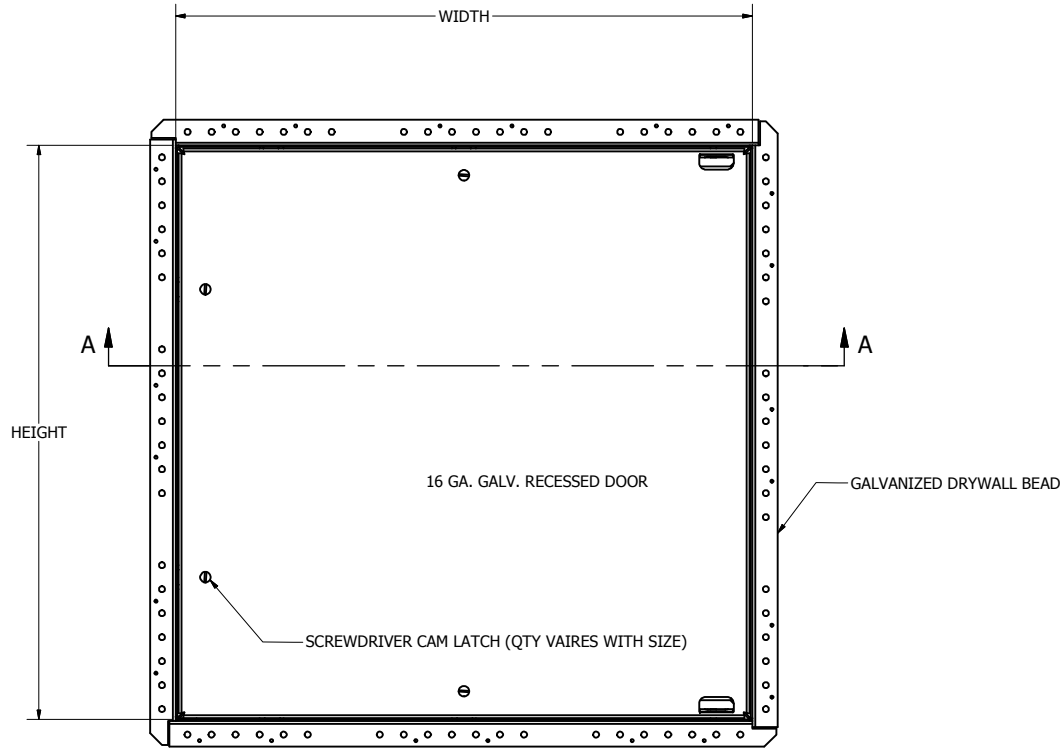


STANDARD DWR PART #'S		
DOOR SIZE	PART #	LATCH QTY.
12"X12"	3207-014-9	1
12"X24"	3207-019-9	2
18"X18"	3207-024-9	2
24"X24"	3207-030-9	2
24"X36"	3207-034-9	3
36"X36"	3207-046-9	5
36"X42"	3207-048-9	5



ORDER WILL NOT BE RELEASED FOR FABRICATION UNTIL SIGNED COPY IS RECEIVED

VERIFICATION AND APPROVAL OF GENERAL ARRANGEMENT AND OVERALL DIMENSIONS OF THIS DOCUMENT ARE REQUIRED BEFORE THE ORDER IS ENTERED FOR MANUFACTURING

APPROVAL SIGNATURE _____

TITLE _____

DATE _____

NOTE: GRAY POWDERCOAT FINISH

AccessDoorsAndPanels

Address: PO Box 66738 #76520,
 Saint Louis, MO 63166-6738
 Phone: 1-800-609-2917 Fax: 1-888-626-2907
 Website: www.AccessDoorsAndPanels.com
 Email: info@AccessDoorsAndPanels.com

DRAWN	JM	10/7/2013	TITLE	
CHECKED			DWR ACCESS DOOR	
QA			SIZE	DWG NO
MFG			C	SUBMITTAL
APPROVED			SCALE	REV
			SHEET 1 OF 1	