

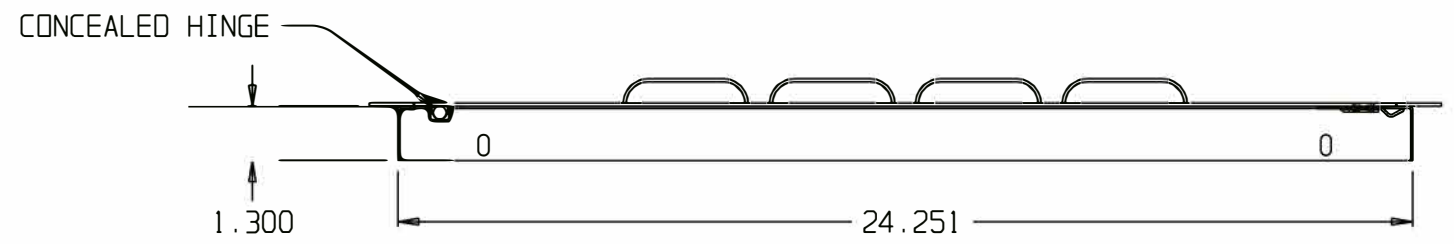
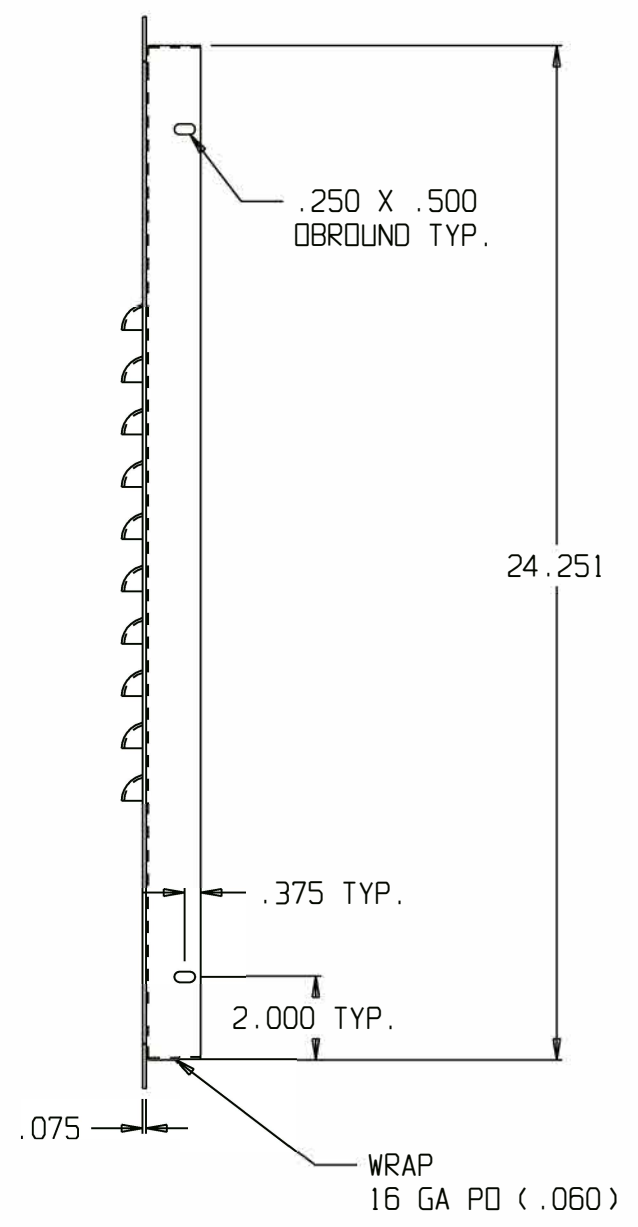
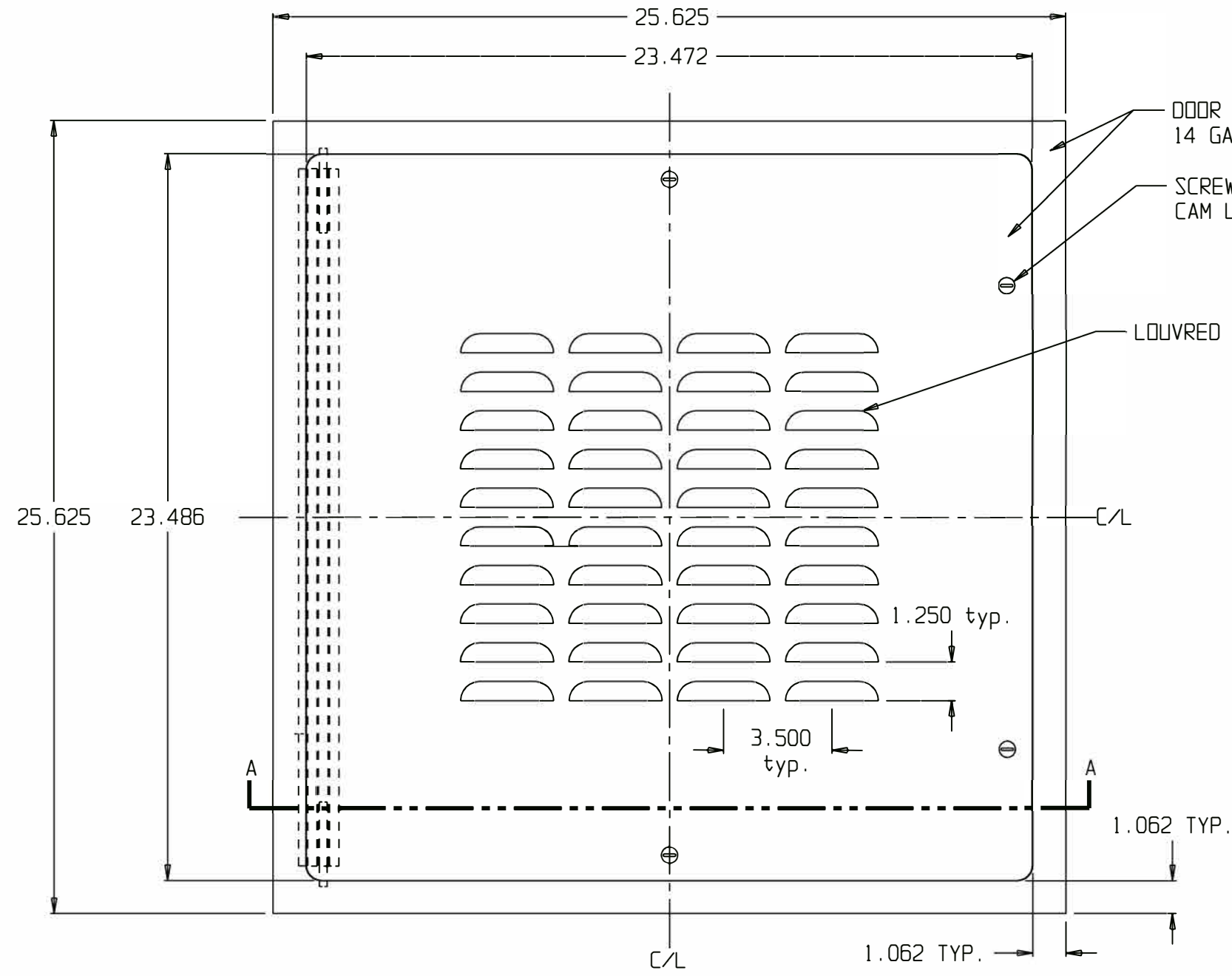
8 7 6 5 4 3 2 1

D

C

B

A



PROJECTION THIRD ANGLE 	STANDARD MFG. TOLERANCES ARE UP TO 40° LG +/- .015 OVER 40° LG +/- .031 ANGLES: +/- 1/2 DEG. HOLES: +.003/- .000 UNLESS OTHERWISE SPECIFIED ON THE DRAWING. TOLERANCES ARE NON-CUMULATIVE. ANGLES NOT DIMENSIONED ARE 90 DEG.	SET BACK N/A	INS. BEND RADIUS N/A	PART NO. DO NOT SCALE DRAWING	DESCRIPTION UF-5000 24X24-SC ACCESS DOOR LOUVRED						
	MATERIAL 14 GA PO (.075)	FINISH PRIMER GRAY B/E	DRAWN C CERNY	DATE OCT 23/07	APPROVED 	ACCESS DOORS AND PANELS www.AccessDoorsAndPanels.com info@accessdoorsandpanels.com Phone: 1-800-609-2917 Fax: 1-888-626-2907					
ALL DIMENSIONS SHOWN IN INCHES TAKEN FROM OUTSIDE UNLESS OTHERWISE SPECIFIED. FORM ALL PARTS WITH BURR TO INSIDE. BLANK SHOWN BURR SIDE DOWN		SIZE D		SCALE 1" = 1"	DWG NO UF 24X24 SCPCLV						
REVISIONS <table border="1"> <tr> <th>NO.</th> <th>DATE</th> <th>REVISIONS</th> </tr> <tr> <td> </td> <td> </td> <td> </td> </tr> </table>		NO.	DATE	REVISIONS				DEV A		SHEET 1	RELEASE DATE
NO.	DATE	REVISIONS									

8 7 6 5 4 3 2 1