



# SUBMITTAL/TECHNICAL DATA SHEET

www.AccessDoorsAndPanels.com

## APPLICATION

For installation in drywall surfaces when it is required to conceal the door panel

## FEATURES

- Recessed 5/8" to receive drywall
- Door flange is a textured galvanized steel taping bead with pre-punched holes

## SPECIFICATIONS

MATERIAL: Steel Door 22 gauge

MOUNTING FRAME: 22 gauge

DOOR: Recessed 5/8"


DOOR FRAME: Galvanized steel drywall taping bead on all sides

HINGE: Concealed.

STANDARD LATCH: Slot Screwdriver operated cam latch

OPTIONAL LATCHES/LOCKS: Cylinder lock and key, allen head cam latch, spanner head cam latch

FINISH: Satin coat steel



SKU: **DW-5015**

## RECESSED ACCESS DOOR

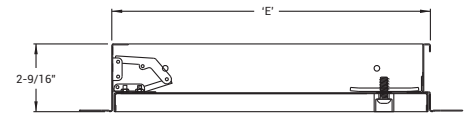


## DIMENSIONS AND APPEARANCE

>> CLICK TO VIEW ADDITIONAL DETAILS AND PRICING <<

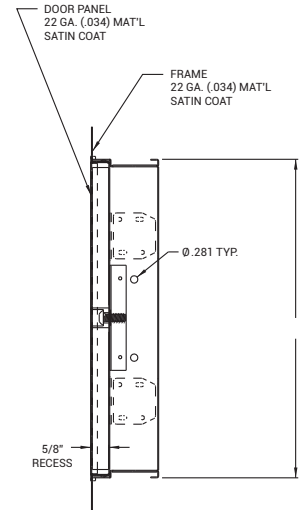
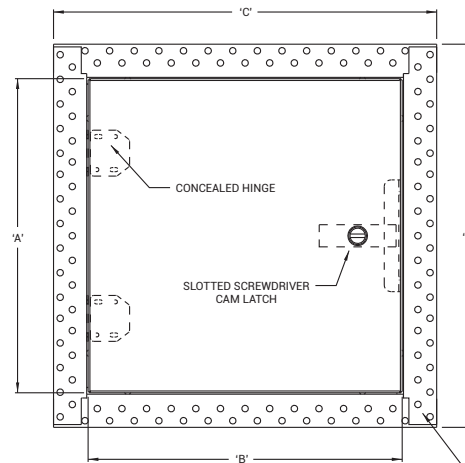
### STANDARD SIZES:

| DOOR SIZE W x H<br>INCHES (MM) | LATCHES | WEIGHT |     |
|--------------------------------|---------|--------|-----|
|                                |         | LBS    | KG  |
| 8 x 8 (203 x 203)              | 1       | 2.65   | 1.2 |
| 12 x 12 (305 x 305)            | 1       | 3.45   | 1.5 |
| 18 x 18 (457 x 457)            | 1       | 6.65   | 3.0 |
| 24 x 24 (610 x 610)            | 1       | 10.40  | 4.7 |
| 24 x 36 (610 x 914)            | 2       | 16.35  | 7.4 |



\* Drywall Not Included

Wall or ceiling opening is W + 3/8" ( 9 mm)  
For detailed specifications see submittal sheet





Proprietary property of Acudor Products, Inc., sold and distributed with proper authorization

For a complete list of options visit  
www.AccessDoorsAndPanels.com

## PROJECT DATA

Custom Sizes Available - Fast!

| PROJECT NAME :         | QTY  | W | H | OPTIONS |
|------------------------|--|---|---|---------|
| ARCHITECT :            |  |   |   |         |
| DEALER :               |  |   |   |         |
| CONTRACTOR :           |  |   |   |         |
| LOCATION :             | SPECIAL INSTRUCTIONS :                       |   |   |         |
| DATE :                 |  |   |   |         |
| TAGGING INSTRUCTIONS : | SUBMITTAL APPROVAL :<br>(signature or stamp) |   |   |         |

Scan  or  Click



To view Pricing and Additional Product Info.

TELEPHONE:  
1-888-457-1275  
FAX:  
1-888-626-2907



PO BOX 66738 #76520,  
SAINT LOUIS, MO  
63166-6738  
USA



WEBSITE:  
www.AccessDoorsAndPanels.com  
E-MAIL:  
info@AccessDoorsAndPanels.com



# DW-5015

# RECESSED ACCESS DOOR FOR DRYWALL

| NOMINAL DOOR SIZE   | A           | B           | C           | D           | E           | F           | LOCK |
|---------------------|-------------|-------------|-------------|-------------|-------------|-------------|------|
| Inches (mm)         |             |             |             |             |             |             |      |
| 8 x 8 (203 x 203)   | 7.87 (200)  | 7.87 (200)  | 10.48 (266) | 10.48 (266) | 8.04 (204)  | 8.04 (204)  | 1    |
| 12 x 12 (305 x 305) | 11.87 (301) | 11.87 (301) | 14.48 (368) | 14.48 (368) | 12.04 (306) | 12.04 (306) | 1    |
| 18 x 18 (457 x 457) | 17.87 (454) | 17.87 (454) | 20.48 (520) | 20.48 (520) | 18.04 (458) | 18.04 (458) | 1    |
| 24 x 24 (610 x 610) | 23.87 (606) | 23.87 (606) | 26.48 (673) | 26.48 (673) | 24.04 (611) | 24.04 (611) | 1    |
| 24 x 36 (610 x 914) | 35.87 (911) | 23.87 (606) | 26.48 (673) | 38.48 (977) | 24.04 (611) | 36.04 (915) | 2    |

